



Enclosure 3: Department of the Air Force Report





DEPARTMENT OF THE AIR FORCE
WASHINGTON DC

MAR 23 2021

OFFICE OF THE ASSISTANT SECRETARY

MEMORANDUM FOR UNDER SECRETARY OF DEFENSE (PERSONNEL AND
READINESS)

FROM: SAF/MR

SUBJECT: Fiscal Year (FY) 2020 Annual Report on Sexual Assault in the Military

In response to your 27 July 2020 data call, I am forwarding the Department of Air Force (DAF) input to the *FY2020 Department of Defense (DoD) Annual Report on Sexual Assault in the Military*.

The DAF Sexual Assault Prevention and Response (SAPR) program seeks to reduce sexual assault and increase victim reporting, thereby narrowing the gap between the prevalence rate and the number of incidences reported. FY2020 saw a 1% decrease in sexual assault reports from FY2019. Although FY2020 saw the second highest reporting number in the history of the DAF SAPR program, about two-thirds of estimated past-year sexual assaults of active duty Airmen and Guardians remain unreported. Due to COVID-19 restrictions, the Department could not complete a prevalence report in 2020 as these require face-to-face survey interaction. However, the latest prevalence survey (2018 Workplace and Gender Relations Survey of Active Duty Members) showed sexual assault prevalence increased from previous survey iterations. The DAF believes the continued high level in victim reporting in FY2020 demonstrates increased comfort in coming forward, and reflects a positive effect of the SAPR program.

The DAF remains dedicated to combating sexual assault through a collaborative and comprehensive approach, teaming with multiple functional partners to strengthen prevention efforts and response capabilities. Ultimately, sexual violence is not tolerated, and we are committed to fostering a culture of dignity and respect for all members.

FEDRIGO.JOHN
.A.1095757150
Digitally signed by
FEDRIGO.JOHN.A.1095757150
Date: 2021.03.23 14:45:29
-04'00'

JOHN A. FEDRIGO
Acting

Attached:

1 - DAF FY20 Annual Report on Sexual Assault in the Military

FY 2020 Annual Report on Sexual Assault in the Military Executive Summary: Department of the Air Force

The following Executive Summary template should be used to capture a strategic summary of your submission regarding the progress made and principal challenges confronted by your SAPR program from October 1, 2019 through September 30, 2020. This summary should be written from a high-level perspective, and emphasize key messaging points for your Military Service or NGB that link major actions taken throughout the year.

The Air and Space Force remain committed to combating sexual assault and focused on reducing sexual assault prevalence while increasing efforts for high-quality victim care. A key element in successfully addressing sexual assault is to ensure every Airman, Guardian, and family member has the opportunity to live and work in a healthy environment where he or she is treated with dignity, respect, and compassion. To encourage victims to report sexual assault and harassment, the Department of the Air Force (DAF) has diligently worked to educate commanders on removing barriers to reporting and has provided enhanced protection from retaliation for victims and their peers after making a report.

The DAF's integrated prevention and response efforts continue to evolve as new initiatives are introduced. The "Sexual Communication and Consent Program," an innovative evidence-informed sexual assault prevention training, was piloted at Basic Military Training. Efforts to evaluate training also increased, including one to assess the effectiveness of bystander intervention training, and a second to incorporate evaluation methods into the curriculum development of annual SAPR training for Calendar Year (CY) 2021. The DAF also added 10 prevention personnel to its staff. Finally, the Headquarters Air Force (HAF) realigned the Resiliency operations and training branches in order to improve efficiency, focus, and access. The DAF continues to work the Prevention Plan of Action by establishing cross-functional efforts to build an integrated prevention framework.

Further, the DAF's efforts include implementing the Sexual Assault Accountability and Investigation Task Force (SAAITF) recommendations to include enhanced collaboration among legal offices, military criminal investigators, and circuit trial counsel (Special Victims Investigation and Prosecution Capability) for investigations of sexual assault, domestic violence, and child abuse, from investigation through the termination of trial proceedings, if applicable.

The Secretary of the Air Force established the Interpersonal Violence Task Force in July 2020 to examine whether the DAF is keeping our Airmen, Guardians, and civilians safe from interpersonal violence (IPV). The Task Force conducted a survey of DAF personnel that inquired about respondents' experiences with IPV in the past two years, collected administrative data from various helping agencies, and held focus groups with DAF personnel. The Task Force is currently analyzing respondent and focus group responses and drafting recommendations in order to improve DAF prevention capability.

The DAF continued to encourage reporting of sexual assaults in fiscal year 2020. The impact of the DAF's sexual assault prevention and response campaign is reflected in the reporting and estimated prevalence data trends. The number of restricted reports and unrestricted reports in fiscal year 2020 was 1661. Recent trends demonstrate that victims trust the DAF's processes enough to feel comfortable with reporting. Of these 1661 reports, 1095 were unrestricted and 566 remained restricted at the end of the fiscal year. Of the 1095 unrestricted reports, 146 reports were

previously restricted and converted to unrestricted. The DAF continued strenuous efforts to support victims and help propel their recovery. As such, commanders granted 207 of the 213 requests for expedited transfers in order to help victims recover in a supportive environment away from their offender. Additionally, victim referrals for additional supportive services in fiscal year 2020 increased for both unrestricted and restricted reports (by 25% and 16% for total referrals, respectively) despite the slightly lower number of total reports from fiscal year 2019. Mental Health and Victim Advocates referrals topped the list for both populations, while a large percentage of Unrestricted Reporting referrals were to the Special Victims Counsel.

In terms of investigation and disposition, the DAF propelled cases using established processes and policies. There were 508 subject investigations with disposition information to report in fiscal year 2020. Of those, 113 subjects were outside of the Department of Defense's legal and jurisdictional authority, and a civilian or foreign authority exercised jurisdiction over four service member subjects. Of the remaining 391 subjects with reportable FY20 disposition data, 278 were held accountable by Command. Command action was precluded with respect to 111 subjects because of victim non-participation or insufficient evidence of any offense. Cases completed court martial proceedings an average of 10 days faster than in fiscal year 2019, but cases continued to reach final disposition of non-judicial punishment after an average of 170 days, the same as in the prior fiscal year. In short, commanders found sufficient evidence to support sexual assault or other misconduct charges against 71% of subjects who were under the jurisdictional authority of the Department of Defense.

The Covid-19 operating environment has modified victim advocacy and training. The DAF worked throughout the year to provide virtual advocacy and training options to reach our Airmen and Guardians. While COVID-19 significantly impacted operations, victim assistance and advocacy remained largely uninterrupted. DAF presented the option for SAPR personnel to complete DD Form 2910s and subsequent forms via phone and receive the same via encrypted email. Field feedback indicated that while the flexibility to exercise this option was greatly appreciated, most offices were able to safely abide by the Center for Disease Control social distancing guidelines and meet clients in-person. SARCs indicated the option to provide virtual SAPR advocacy (to include filing reports) was incredibly useful, as many installation SARCs serve geographically separated units in other countries. COVID-19 caused many countries to restrict their borders, so virtual advocacy was critical to mission effectiveness.

As we look to the future, the DAF will continue its focus on providing a world-class response capability and will continue to collaborate with academia, industry, and sister-services taking a deeper look at prevention to accelerate our progress towards an Air and Space Force free from sexual assault. Despite many competing challenges, DAF leadership remains personally and wholeheartedly engaged in exploring new frontiers and breaking down barriers to solve this complex and sensitive issue. Today's Airmen and Guardians represent the best of America. They will embrace this challenge and their vision will shape the Air and Space Force's sexual assault and harassment prevention and response future.

1. Goal 1—Prevention: “institutionalize evidenced-based, informed prevention practice and policies across the Department so that all Military Service members are treated with dignity and respect, and have the knowledge, tools, and support needed to prevent sexual assaults.”

1.1 Prevention Plan of Action (PPoA) Implementation Efforts: Summarize the major PPoA activities completed in FY 2020 to include completion of Phase II. Discuss efforts underway to meet PPoA “short-term” objectives (to be completed by May 2021), and include successes and major prevention activities from the period under review. (Office of the Under Secretary of Defense for Personnel and Readiness (OUSD(P&R)) Memorandum, “Execution of the Department of Defense Sexual Assault Prevention Plan of Action,” (April 26, 2019) / DoD Prevention Plan of Action 2019-2023 (April 2019))

DAF PPoA Phase II, Plan of Action and Milestones and Logic Model, was completed in Oct 2020. DAF began addressing milestones to complete short term objectives. Efforts to complete the short term objectives are on track with anticipated timely completion by May 2021. A1Z realignment is aimed for full implementation in spring of 2021. The realignment enhances DAF collaboration, increased headquarters-level prevention professionals, and established processes and procedures to lead and institutionalize a comprehensive approach to prevention (short term objectives 4.1.3, 4.2.2 and 4.7.1).

1.2 Coronavirus disease (COVID-19) Impact: Discuss the impact of the COVID-19 pandemic on sexual assault prevention efforts (if any). If there was an impact, what adjustments were made to advance prevention efforts as a result of the COVID-19 pandemic?

COVID-19 presented the Services with a variety of challenges requiring adaptability and flexibility.

To maximize social distancing and public safety, DAF adapted many prevention activities to be executed virtually. However, with the initial onset of restrictions happening in March 2020, many installations had to drastically reduce or cancel Sexual Assault Awareness and Prevention month activities in April. As the changed operating environment endured, Major Commands (MAJCOMs) and installations partnered with their Public Affairs teams to leverage social media and other virtual marketing opportunities to continue prevention efforts. Many installation Sexual Assault Prevention and Response (SAPR) teams also conducted outreach remotely by attending virtual Commander’s Calls, professional military education, Newcomer’s Briefs, etc.. When feasible and with social distance, some installations still conducted in-person prevention (e.g., drive-up info/swag fairs, dorm walk-about with other helping agencies, etc.).

Due to COVID-19 conditions, in April 2020 the DAF adjusted annual SAPR training to increase flexibility and adaptability for virtual and socially distant delivery. Ultimately, DAF efficiently and quickly incorporated training, education, and leadership into virtual strategies to meet the needs of the Total Force.

1.3 Future Plans: Based on the approach provided in your Military Service’s Plan of Action and Milestones (POAM), identify major leadership approved initiatives or activities your Military Service is undertaking. Identify key considerations or obstacles that might affect implementation of the PPoA. (OUSD(P&R) Memorandum, “Execution of the Department of Defense Sexual Assault Prevention Plan of Action,” (April 26, 2019) / DoD Prevention Plan of Action 2019-2023 (April 2019))

DAF is moving to a fully integrated prevention and resiliency strategy with an emphasis on collaboration among stakeholders across the Department and external partners at all levels. Because resourcing often affects implementation, DAF began a larger realignment, improving prevention staffing levels to increase subject matter expertise across the prevention portfolio. This realignment will improve organizational structure to fully incorporate a collaborative comprehensive prevention approach. This process includes addressing prevention funding and preparing for potential resourcing needs.

2. Goal 2—Victim Assistance & Advocacy: “deliver consistent and effective advocacy and care for all military Service members or their adult dependents, such that it empowers them to report assaults, promotes recovery, facilitates dignified and respectful treatment, and restores military readiness.”

2.1 Strategic Summary: Summarize your efforts to achieve the Victim Assistance & Advocacy goal. In this strategic summary, include significant updates and/or force-wide changes and/or initiatives begun or completed by your Military Service in FY 2020. As applicable, include significant updates on Sexual Assault Response Coordinator (SARC) and SAPR Victim Advocate (VA) training; victim medical and mental health services; manpower and resource capabilities and/or shortfalls; certifications (e.g., implementation of Tier III background checks for SAPR personnel); victim care in deployed environments; response services for men who report sexual assault; collaboration with civilian victim response organizations; and SAPR training for the force (e.g., junior officer (O1-O2) and mid-level enlisted (E4-E6) leader training on appropriate actions to address SAPR). There is no need to repeat prior Annual Report submissions or address each of the examples above if these processes have remained largely the same as in previous years. (DoD Sexual Assault Prevention and Response Strategic Plan, 2017-2021 (December 1, 2016), Goal 2 – Victim Assistance & Advocacy, p. 7 / DoD Plan to Prevent and Respond to Sexual Assault of Military Men (October 2016))

The DAF SAPR program continues all efforts under this goal as identified in the previous annual report and has undertaken several additional initiatives to strengthen delivery of consistent and effective advocacy for all military Service members.

The aforementioned realignment in Headquarters Air Force (HAF) staff separated the SAPR Operations and Training functions from HAF/A1Z and relocated them to the Air Force Personnel Center (AFPC) in San Antonio, TX. This move created the DPFZ Branch within AFPC, which allowed the A1Z structure to mirror the remainder of the A1 (Manpower, Personnel, and Services) organization. The establishment of DPFZ enhanced cross-functional collaboration across the A1 portfolio for the development and oversight of program execution guidance for all prevention and resiliency functions. The increased resourcing and manpower associated with the DPFZ stand-up will allow for experts within multiple forms of violence prevention (to include suicide, intimate partner violence, workplace violence, and child maltreatment) to work alongside the SAPR personnel in creating a more integrated approach to violence prevention for DAF. Additionally, the move co-located the oversight for worldwide SARC manning with the Air Force’s personnel and readiness experts, enabling smooth execution and management of all SAPR positions.

When the Defense Counterintelligence and Security Agency advised that they were again accepting targeted populations for inclusions in Continuous Evaluation (CE) screening DAF undertook strenuous efforts to enroll all new and incumbent personnel assigned to SAPR in CE. Efforts included routine messaging to MAJCOMs to clarify expectations for the process and minimize confusion. Timely CE enrollment required seamless collaboration between SAPR and Information Protection personnel at and below the headquarters-level. Initial enrollment began with full-time SAPR personnel and upon completion, extended to Volunteer Victim Advocates (VVA) who had the appropriate security clearances. VVA enrollment completion varied amongst MAJCOMs due to Information Protection and Security Manager manning constraints. For all SAPR assets not yet enrolled in CE, A1Z strictly enforces the interim background check requirements to ensure only verified individuals are working with victims of sexual assault.

Despite the unique challenges of 2020, the MAJCOM SAPR Program Managers conducted refresher training for all our SARCs and SAPR VAs. This year’s training included modules by Difference Makers and 10 Strong, who acknowledge male victims through various social spheres. These presentations discussed how toxic masculinity plays a significant role in violence and how

boys' socialization in patriarchal societies often normalizes violence and prevents most males from expressing emotions or feelings. SARCs and SAPR VAs learned that unhealthy masculinity not only makes males vulnerable to victimization but normalizes societal behaviors that can lead to the victimization of others. The training also included a male victimization survivor panel, highlighting both the commonalities and differences in survivor response to assault. The MAJCOM SAPR Program Managers also offered training from the Wounded Warrior Project and Intimate Partner Violence Program Coordinator. These trainings discussed available victim services, eligibility, and program goals so SARCs and SAPR VAs better understood how these programs can assist survivors.

DAF SAPR personnel at all levels continued collaboration with civilian agencies. Agencies of special interest included colleges and universities, crisis and counseling centers, advocacy groups, and other resources dedicated to enhancing victim care, support, and recovery. The goal for this collaboration was to maximize effective engagement in order to improve the efficiency and effectiveness of services provided to victims and survivors of sexual assault. DAF's open dialogue with both internal and external agencies allows for program improvement through expert consultation and awareness of other frameworks that could be incorporated in order to help DAF achieve its goals of reducing the prevalence of sexual assault and closing the gap between prevalence and reporting.

In FY20, DAF converted the military SARC positions to special duty assignments, which changed the Air Force Specialty Code from falling under the Force Support (38F) career field to its own identifier (88C). This allowed the Department to recruit from a wider pool of officers to serve as SARCs, and at the end of FY20, approximately one-third of the military SARCs were officers from outside of the 38F career field. Finally, AF/A1Z re-opened the opportunity for civilian SARCs to volunteer for deployments. This enabled civilian SARCs an added opportunity for professional development, reduced the deployments levied upon military members, and afforded down range SAPR programs to have the depth of experience of a civilian SARC.

2.2 COVID-19 Impact: Describe any victim assistance and advocacy-related challenges (if any) your Military Service may have encountered due to the COVID-19 pandemic (e.g., SARC and SAPR VA certification and continuing education; victim access to services; and sexual assault reporting issues) and how such challenges were addressed. Describe in detail how your SARCs/SAPR VAs provided advocacy telephonically and had victims complete DD Form 2910, "Victim Reporting Preference Statement;" DD Form 2910-1, "Replacement of Lost DD Form 2910;" and/or DD Form 2910-2, "Retaliation Reporting Statement for Unrestricted Sexual Assault Cases" electronically for submission. Also, describe any challenges. Did a Sexual Assault Medical Forensic Examiner assist in providing the victim a DD Form 2910 prior to a Sexual Assault Forensic Exam (SAFE)? Were there any issues in providing telephonic advocacy while the victim was at a healthcare facility awaiting a SAFE? Describe efforts to publicize SAPR resources or encourage reporting/help seeking during the national pandemic.

While COVID-19 significantly impacted Sexual Assault Awareness and Prevention Month and other prevention activities, victim assistance and advocacy remained largely uninterrupted. DAF presented the option for SAPR personnel to complete DD Form 2910s and subsequent forms via phone and receive via encrypted email. Field feedback indicated that the flexibility to exercise this option was greatly appreciated, but most offices were able to safely abide by the Center for Disease Control social distancing guidelines and meet clients in-person. DAF's United States Air Forces in Europe-Air Forces Africa (USAFE-AFAFRICA) indicated that the option to provide virtual SAPR advocacy (to include filing reports) was incredibly useful, as many installation SARCs serve geographically separated units in other countries. With the COVID-19 situation, many countries restricted their borders, so virtual advocacy was crucial. USAFE-AFAFRICA did experience challenges with traveling to victims (and having victims travel to larger installations for additional

care), as further limitations were enforced, command approvals were needed for travel. For restricted reports, this presented challenges, and USAFE-AFAFRICA found it easier for supporting agencies to travel to victims, when feasible.

DAF did not experience any situations where a Sexual Assault Medical Forensic Examiner needed to assist a victim with a DD-2910. Most MAJCOMs did not report challenges with telephonic advocacy while victims were awaiting healthcare, and many reported they were able to accompany victims for SAFEs. Finally, USAFE-AFAFRICA did experience challenges with telehealth services (particularly with mental health). Services with on-base providers began in a limited capacity, and many installations did not have accessible English-speaking options off-base available or accepting new clients.

Much like prevention efforts, DAF SARC maintained a strong virtual presence to advertise services. SARCs across the enterprise leveraged basewide emails, virtual courses and Commander's Calls, and social media platforms like Facebook to engage and advertise services and availability.

2.3 Victim Assistance and Advocacy Oversight: Describe how your Military Service provides oversight for the Victim Assistance and Advocacy goal (e.g., command inspections to ensure the availability of trained SAPR personnel and other first responders; staff assistance visits; case management group review of unrestricted sexual assault and related retaliation reports; assessment of initial and follow-on advocate training; and feedback mechanisms). (DoDI 6495.02, "Sexual Assault Prevention and Response (SAPR) Program Procedures," (May 24, 2017), Encl 2, para 6I & ai(4) / DoD Sexual Assault Prevention and Response Strategic Plan "Task List," (December 1, 2016), Goal 2 – Victim Assistance and Advocacy, Objective 2.1, Task #7, p. 3)

Throughout FY20, DAF remained engaged in thorough oversight of the SAPR program. This included program-wide audits by the Air Force Audit Agency (AFAA), as well as local audits conducted by MAJCOM staff and/or installation inspectors. DAF actively managed three AFAA assessments that reviewed First Responder Training, Program Management in-garrison, and Program Management in the Air Forces Central (AFCENT) area of responsibility. For the SAPR First Responder Training audit, AFAA conducted a review of the training completion and population trained to ensure that DAF remained compliant with by-law, DoDI, and AF1 requirements. In response to this audit, DAF/A1Z created a self-assessment line item providing commanders with easy visibility for their installation's training compliance. DAF/A1Z and the field fully addressed all remaining training shortfalls identified in this audit. Moreover, DAF/A1Z addressed deficiencies cited in the Program Management audit of in-garrison SAPR programs by instituting a quarterly review of program elements (with special emphasis on CMG completion). This review is accomplished via a quarterly DSAID pull and MAJCOM SAPR PMs submitting a tracker each quarter for items not tracked in DSAID. The quarterly tracker ensures that MAJCOM SAPR PMs maintain continuous oversight of their installations and quickly address any identified deficiencies. Finally, the deficiencies cited in the AFCENT Program Management audit resulted from outdated requirements at the Air Force level. DAF/A1Z addressed these in the updates to Air Force Instruction 90-6001, *Sexual Assault Prevention and Response (SAPR) Program*, published in July 2020.

While COVID-19 limited DAF's capability to conduct in-person staff assisted visits and inspections, many MAJCOMs conducted these virtually. Additionally, some bases within close proximity still reported conducting in-person staff assisted visits. Many installations also amended Case Management Group meetings to be conducted virtually. Installation practices varied based on local health protection conditions (HPCON) and leadership guidance. Regardless, MAJCOMs reported minimal significant findings from inspections and visits to DAF headquarters.

2.4 SARCs and SAPR VA Suspension, Revocation, and Reinstatement: Without providing personally identifiable information, how many SARCs and SAPR VAs in your Military

<p>Service received a suspension? A revocation? A reinstatement? (Identify how many SARCs and SAPR VAs for each category) (DoD Sexual Assault Prevention and Response Strategic Plan, 2017-2021 (December 1, 2016), Goal 2 – Victim Assistance & Advocacy, Objective 2.1, p. 8 / DoDI 6495.03, “Defense Sexual Assault Advocate Certification Program (D-SAACCP),” (February 28, 2020), Section 3.6 & 3.7, p. 11-15)</p>
<p>During this period the AF SAPR Program had 8 suspensions and 11 revocations as follows:</p> <ul style="list-style-type: none"> • Suspensions - 3 SARCs; 5 Active Duty (AD) military Volunteer Victim Advocates (VVAs) • Revocations - 5 SARCs (1 Civ SARC, 3 AD Deputy SARCs, 1 Guard SARC); 6 VAs (1 SAPR VA Civ, 3 AD mil VVAs, 2 Guard) <p>There were no reinstatements.</p>
<p>2.5 <u>SAFE Kits</u>: Was the medical care of any Service member hindered due to the lack of a SAFE kit, timely access to appropriate laboratory testing resources, or other resources? If yes, explain and also address how many times this occurred and what actions were taken to mitigate the issue? (Note: This answer should be consistent with the number reported in blocks A and C of the Victim Services matrices). (NDAA for FY 2006, section 596 / DoDI 6495.02, “Sexual Assault Prevention and Response (SAPR) Program Procedures,” (May 24, 2017), para 4I and Encl 2, para 6n)</p>
<p>According to the Office of the Air Force Surgeon General, no adult Service members experienced a hindrance in medical care due to a lack of SAFE kits or timely access to appropriate laboratory testing resources or other resources.</p>
<p>2.6 <u>Military Protective Orders</u>: How many Military Protective Orders (MPOs) were issued as a result of an Unrestricted Report (include the number of MPOs issued and the number violated)? Indicate if the victim(s) and the alleged offender(s) were provided with copies of the DD Form 2873, “Military Protective Order,” as required. (DoDI 6495.02, “Sexual Assault Prevention and Response (SAPR) Program Procedures,” (May 24, 2017), Encl 5, para 7)</p>
<p>The Air Force issued 112 Military Protective Orders (MPOs) as a result of Unrestricted Reports of sexual assaults in fiscal year 2020 and 2 were violated by the alleged offender. The issuing commander provide the victims and the alleged offenders with copies of the DD Form 2873, Military Protective Order as required.</p>
<p>2.7 <u>Future Plans</u>: Describe your leadership-approved future plans (if any) to further improve the achievement of the Victim Assistance and Advocacy goal.</p>
<p>While the opening of the military SARC positions beyond the 38F career field allowed DAF/A1Z to advertise to a wider pool of candidates, it also meant that in order to be successful in attracting top quality candidates, DAF/A1Z would need to adopt marketing strategies. In order to do so, the Operations Branch decided they would need a cross-functional working group to brainstorm effective solutions. The idea to establish a working group was approved in September 2020, and the working group began meeting at the beginning of FY21. The working group stood up with the goal of filling military SARC vacancies with the top qualified candidates.</p> <p>The Departments of Defense and Air Force determined collateral misconduct by a sexual assault victim is one of the most significant barriers to reporting assault because of fear of punishment. In response, and to encourage sexual assault reporting, the United States Air Force Academy (USAFA) implemented a Safe to Report policy in 2018. The USAFA policy offers certain protections to sexual assault victims who commit collateral misconduct related to a sexual assault incident. It seeks to encourage victims to report who might not otherwise do so because of a fear of disciplinary action. The USAFA policy prohibits commanders from disciplining sexual assault</p>

victims for violating certain designated offenses unless aggravating circumstances warrant discipline. The designated offenses are: alcohol use or possession (e.g. underage drinking, possession of alcohol in dorms); consensual intimate behavior in the cadet area; unprofessional relationships/fraternization among cadets; or cadet-area limits restrictions. The USAFA policy ensures collateral misconduct is handled in a uniform way and encourages reporting. In FY21, the Secretary of Defense will be prescribing a version of a safe-to-report policy which will be applicable across the Department of Defense and include a mechanism for tracking collateral misconduct.

3. Goal 3—Investigation: “sustain a high level of competence in the investigation of adult sexual assault using investigative resources to yield timely results.”

3.1 Strategic Summary: Summarize your efforts for achieving the Investigation goal. In this strategic summary, include significant updates and/or force-wide changes and/or initiatives begun or completed by your Military Service in FY 2020. As applicable, include significant updates made to your Military Services’ Special Victim Investigation and Prosecution Capability for Military Criminal Investigative Organizations; investigative resources and manpower capabilities (e.g., defense investigators and digital forensic examiners); training for military criminal investigators (e.g., the Catch a Serial Offender (CATCH) Program), law enforcement personnel, and/or first responders; policy and regulation updates; case quality reviews; retaliation investigations; and information sharing within DoD and other organizations (e.g., federal and/or local civilian law enforcement). There is no need to repeat prior Annual Report submissions or address each of the examples above if these processes have remained largely the same as in previous years. **(DoD Sexual Assault Prevention and Response Strategic Plan, 2017-2021 (December 1, 2016), Goal 3 – Investigation, p. 9 / NDAA for FY 2020, section 540J)**

In FY20, AFOSI staffed 22 specialized sexual assault investigators (SAPR agents) to oversee their unit’s support and compliance with Special Victims’ Investigation and Prosecution (SVIP) capability requirements. AFOSI strategically located SAPR agents across the globe to maximize capabilities at locations historically shown to have higher occurrences of alleged sexual assaults. AFOSI also sourced and initiated additional specialized crime scene and forensic trainings for SAPR agents to increase expertise on sex-related offenses and to allow agents to lead a larger geographic area of responsibility. While the SAPR designated agents are highly specialized in sex-related offenses, AFOSI continued standard practice to train all agents to conduct sexual offense investigations. Agents receive their initial training on sexual crimes at Basic Special Investigator’s Course (BSIC) and receive more advanced training at AFOSI’s Sexual Crimes Investigations Training Program (SCITP). SCTIP exemplifies an ongoing partnership between MCIO, JA, and SAPR in the efforts to combat sexual crimes. The course priority for SCTIP attendance is given to SAPR agents and Joint Sexual Assault Team investigators. While 115 AFOSI agents, Judge Advocates, and Security Forces members attended SCTIP in FY19, only 59 students completed the course in FY20 due to AFOSI having to cancel all but two iterations of the course in response to COVID-19 restrictions.

Since CATCH launched in 2019, 348 DAF victims have chosen to participate in the database, and AFOSI expects this number to continue rising as more of the population learns of the program. AFOSI completely revised their Criminal Investigations instruction and developed Current Operating Procedures to streamline the process for agents investigating violent crimes, including sexual assaults. These changes included an explanation of the CATCH program and the entire

process associated with the program: from victim reporting to Headquarters actions-through the Sexual Assault Response Coordinator notification-and victim interview/case initiation.

3.2 COVID-19 Impact: Describe any investigation-related challenges (if any) your Military Service may have encountered due to the COVID-19 pandemic (e.g., personnel training and delays or inability to conduct sexual assault victim and witness interviews) and how such challenges were addressed.

Training and conference attendance for AFOSI took a direct impact as a result of COVID-19. Many training programs are governed by Federal Law Enforcement Training Center (to include BSIC and SCTIP). In response to the pandemic, AFOSI paused all advance courses until further notice which not only included SCTIP but also the specialized training programs for SAPR agents. SCTIP held two iterations prior to COVID measures taking effect, and 59 students successfully completed the program. Additionally, AFOSI was unable to have agents attend the advanced Internet Crimes Against Children (ICAC) training and various criminal investigative conferences. ICAC training has been paused until the Officer of Juvenile Justice and Delinquency Program is able to align funding with relief from COVID-19 restrictions. This pause in ICAC training does not impact AFOSI's ability to investigate child sex crimes.

Despite the current hiatus on SAPR agent specialized training and SCITP, AFOSI embarked on sourcing credible alternatives. AFOSI identified credible training center alternatives for the SAPR agent specialized training. These alternatives are being vetted for applicability. Finally, AFOSI has been developing an appropriate SCITP training program to bring this tool back online.

3.3 Evidence Processing Challenges: Describe any evidence processing challenges at the Defense Forensic Science Center (e.g., shipping delays and turnaround time for processing of SAFE kits and other evidence) and actions taken to address or mitigate these challenges. Additionally, did COVID-19 impact on any evidence processing delays and/or evidence deterioration within the SAFE kit (e.g., packaging the SAFE kit box in plastic caused deterioration of evidence samples due to moisture/mold)? If yes, how were these issues addressed? (Joint Chiefs of Staff Strategic Direction to the Joint Force on SAPR (May 7, 2012), p. 11)

Diagnostic lab technicians, staff, and AFOSI agents have been engaged from the onset of COVID-19 restrictions to understand the potential short and long-term effects from shipping or other delays. There was not a dramatic increase in processing time for processing evidence related to SAFE kits.

3.4 Future Plans: Describe your leadership-approved future plans (if any) to further improve the achievement of the Investigation goal.

AFOSI is developing courses of action to combat COVID-19 restrictions levied on advanced training in order to continue uninterrupted capabilities to provide sexual assault victims with a fast and thorough investigation. This will be achieved by sourcing alternate training deemed equal or better to that previously offered. AFOSI will also attend relevant conferences to learn about new techniques, new types of equipment, revealing unpublished data, and having crucial conversations with proven experts in criminal investigations.

AFOSI is submitting a request in the 23 POM for critical programmed investments in sexual assault and other violent crime investigations for the Department of the Air Force (DAF) Office of Special Investigations (OSI), based upon national and DoD requirements and dramatic increases of caseload and evidentiary demands to OSI. As the DAF's only felony investigations and counterintelligence agency, OSI is solely authorized and charged with investigating sexual

violence and the majority of aggravated assault incidents in the U.S Air Force and U.S Space Force (USAF and USSF).

4. Goal 4—Accountability: “maintain a high competence in holding alleged offenders appropriately accountable.”

4.1 Strategic Summary: Summarize your efforts to achieve the Accountability goal. In this strategic summary, include significant updates and/or force-wide changes begun or completed by your Military Service in FY 2020. As applicable, include significant updates on any new legal support resources or manpower capabilities; training of personnel affiliated with the Special Victim Investigation and Prosecution Capability program (paralegals, trial counsel, and victim-witness assistance personnel) for responding to allegations of sexual assault; and policy and regulation updates. There is no need to repeat prior Annual Report submissions or address each of the examples above if these processes have remained largely the same as in previous years. **(DoD Sexual Assault Prevention and Response Strategic Plan, 2017-2021 (December 1, 2016), Goal 4 – Accountability, p. 9)**

DAF is currently in the process of rewriting its military justice policies, including promulgation of a new policy which specifically addresses minimum requirements (including training) for members of the Special Victims Investigation and Prosecution (SVIP) capability, as well as minimum training requirements for Special Victims' Counsel and Victim and Witness Assistance Program (VWAP) personnel.

In FY20, DAF continued to provide SVIP training in a variety of courses to judge advocates and paralegals. The courses detailed SVIP responsibilities for each military justice practitioner category. The following courses covered relevant SVIP responsibilities: Judge Advocate Staff Officer Course, Paralegal Craftsman Course, Military Justice Administration Course (MJAC), Intermediate and Advanced Sexual Assault Litigations Courses, Trial and Defense Advocacy Course, Advanced Trial Advocacy Course, VWAP Symposium, and Staff Judge Advocate Course. Further, judge advocates, paralegals, VWAP personnel, and legal assistance attorneys completed self-guided, annual SAPR First Responder training; attorneys with military justice responsibilities completed additional training focused specifically on the investigation and prosecution of sexual assault cases.

DAF ensured military legal and law enforcement capabilities are integrated at the earliest opportunity in every sexual assault investigation, ensuring offenders are held appropriately accountable for their misconduct. The Circuit Trial Counsel (CTC) program continued to set the standard for Special Victim's prosecution in the DAF. To ensure CTC integration at the earliest stages of a case investigation, all base legal offices have been assigned a Special Victim's Unit CTC to serve on the SVIP team. The SVIP team is activated within 72-hours of notification to the legal office of an SVIP eligible investigation. This has allowed base-level judge advocates and investigators to have a designated, invested, and continuous individual point of contact throughout the investigation. Additionally, it has allowed for optimal CTC experience and knowledge in the earliest stages of a case.

4.2 COVID-19 Impact: Describe any accountability-related challenges (if any) your Military Service may have encountered due to the COVID-19 pandemic (e.g., personnel training; delayed client meetings with sexual assault victims; trial delays; and witness preparation delays) and how such challenges were addressed.

The Secretary of Defense Memorandum, "Travel Restrictions for DoD Components in Response to Coronavirus Disease 2019" dated 11 March 2020, prevented Circuit Trial Counsels (CTCs), victims, and witnesses, from traveling to participate in courts-martial for a period from 11 March 2020 until 22 May 2020. Courts-martial scheduled during this period were delayed to later dates. Subsequently, courts-martial commenced through the issuance of mission essential memorandums by the convening authority for each respective court-martial, as well as exception to policy memorandums being completed for CTCs to allow for travel and restriction of movement measures (ROM) being observed where local guidance requires. For cases involving travel of participants from the United States to overseas locations, military rotators have been used to transport trial participants instead of commercial air to facilitate travel of US residents to otherwise prohibited locations and reduce ROM requirements. ROM requirements continue to limit the ability of CTCs in the United States to travel out of the United States.

As it relates to sexual assault training, COVID-19 did not impact the Judge Advocate Staff Officer Course, the Paralegal Craftsman Course, and the Staff Judge Advocate Course (see Goal 4.1). However, pandemic travel restrictions limited and continues to limit training opportunities such as the advocacy and litigation courses listed in Goal 4.1.

While in-person training is a key component of many courses, such as the Military Justice Administration Course (MJAC), advocacy/litigation courses, and the VWAP Symposium, efforts to remedy the gap have proven successful. MJAC utilized recorded lessons to bridge the training gap for MJAC. The Government Trial and Appellate Counsel Division is participating in virtual training opportunities, to include virtual Circuit Advocacy Training. The VWAP Symposium, which serves as the primary training for VWAP coordinators and liaisons, was also cancelled this year due to COVID-19. To ensure VWAP personnel receive a minimum level of training necessary to run a successful program, DAF developed a one-day live-webinar titled, "VWAP Snapshot: Building a Solid Foundation." This interim training is an 8-hour virtual training course that provides important information for building and maintaining a successful Victim and Witness Assistance Program. This training is not intended to replace the in-residence symposium, but instead, it serves as an initial or refresher course for VWAP personnel.

Prior to being certified as a Special Victims' Counsel (SVC), a judge advocate must attend an in-residence SVC Course. The Air Force Judge Advocate General's School (AFJAGS) was unable to host the in-residence AF SVC course scheduled for May 2020 at Maxwell AFB, AL due to travel restrictions imposed due to COVID-19. Instead, in April 2020 AFJAGS, in conjunction with the SVC Division, began to transition this course to an online virtual offering. The DoD General Counsel determined that the AF virtual SVC Course sufficiently satisfied the in-residence training requirements for SVC certification. In FY20, 101 joint service attorneys and paralegals completed the on-line SVC Course: 46 AF (26 JAGs/20 paralegals), 22 Army, 10 Navy, 14 Marines, 7 Coast Guard, and 2 National Guard Bureau.

4.3 Effectiveness of the Special Victims' Counsel (SVC)/Victims' Legal Counsel (VLC) Program: Describe any enhancements your Military Service has made to the SVC/VLC program; how case load management is being accomplished for sexual assault and domestic violence victims; and the feedback mechanism(s) and metrics used to determine the success of the program. Are SVCs/VLCs assigned at every installation in your Military Service? If not, is one made available to the victim within the NDAA-required timeframe of 72 hours? Are SVCs/VLCs assisting sexual assault victims with their retaliation

allegations? Also, describe methods to inform/train SVCs/VLCs on the new DD Form 2910-2, "Retaliation Reporting Statement for Unrestricted Sexual Assault Cases." Additionally, describe efforts to sustain SVC/VLC service to victims during the COVID-19 pandemic. (NDAA for FY 2020, sections 541, 542, & 548 / NDAA for FY 2016, section 532 / NDAA for FY 2013, section 573 / SecDef Memorandum, "Improving Victim Legal Support," (August 14, 2013), p. 1)

In FY20, the Air Force SVC Division continued to meet the Department's metrics for measuring success. The first metric evaluated the selection process for SVCs. The Office of Professional Development (AF/JAX) coordinated all SVC candidates with the Special Victims' Counsel Division Chief to ensure each candidate met the expectations of the SVC leadership. The Judge Advocate General (TJAG) then selected candidates who advanced beyond the above vetting process. To facilitate the decision making, TJAG reviewed each candidate's complete duty history, to include Officer Performance Reports, awards and decorations, assignment history, and any instances or allegations of misconduct.

The second metric ensured that incoming personnel are certified to be SVCs and Special Victims' Paralegals (SVPs). AFJAGS continues to facilitate a certification course for both adult and child clients annually. This fiscal year, 45 incoming AF SVCs and SVPs attended the virtual course in May 2020 course. The third and fourth metrics evaluated the service's ability to maximize face-to-face interaction between the SVCs and their clients. At the end of FY20, the SVC Division had 48 operating locations world-wide housing 5 Chief Circuit Victims' Counsel; 3 Circuit Paralegal Managers; 46 Special Victims' Counsel; 44 Special Victims' Paralegals; and a headquarters office at Joint Base Andrews comprised of a Division Chief, Deputy Chief, Chief Appellate and Outreach, Chief Training and Programs, and SVC Paralegal Division Manager. The SVC Division also continued to assign responsibilities to individual SVC offices to provide services at operating locations with no SVCs assigned. DAF strategically selected these locations to facilitate the SVCs' and SVPs' ability to provide seamless coverage for victims assigned to locations with no local SVC office. The SVC Division equipped SVCs and SVPs with laptop computers, monitors, wireless connection devices, telephone headsets, and cell phones (iPhones) in order to facilitate regular and frequent communication between counsel and client. The Judge Advocate General's Corps Legal Information Services Directorate (AF/JAS) facilitated communication and interactions for SVCs through acquisition, installation, and management of Video Teleconference (VTC) equipment. Each SVC office has VTC equipment installed. The victim can use the VTC at the local legal office or another SVC Office to interact with the detailed SVC at his or her office if they are not co-located. VTC capability also ensures effective communication with headquarters, base legal offices, OSI, and other stakeholders. Given the travel restrictions related to COVID-19, the SVC Division also utilizes government provided platforms to include Microsoft Teams and Zoom to communicate with clients.

As a final metric, the SVC Division continued to rely upon the Victim Impact Survey administered by the Air Force Judge Advocate General's Corps Military Justice and Policy Division as the best measure of success for SVC services. SVC client feedback continued to be exceptionally positive in FY20. An impressive 99% of clients surveyed indicated they were "extremely satisfied" or "satisfied" with their SVC's representation and would recommend seeking SVC representation to another victim of sexual assault. FY20 survey responses indicate 98% (77/79) of respondents were "extremely satisfied" or "satisfied" with the way their SVC treated them. Additionally, an

impressive 97% (76/78) would recommend seeking SVC representation to another victim of sexual assault.

SVCs continued advising and assisting clients with their retaliation complaints, in addition to any complaints associated with ostracism and maltreatment. This has been a long-standing practice for the SVC Division, and clients are regularly advised of this area of representation in the Scope of Representation memorandum presented at the establishment of an attorney client relationship. Additionally, SVCs continue to receive training on retaliation complaints at the annual SVC Course each May.

Finally, DAF monitored and managed caseloads for individual SVCs through a number of inter-working assessments. First, the SVC Division tracked clients and their assigned SVC through the Case Administration Tool, an electronic database managing client information. Second, each of the five circuits reported the number of clients and cases assigned to each SVC as well as the status of the case on a bi-weekly basis. Finally, the headquarters division actively monitored SVCs with higher caseloads to ensure adequate representation and services to all. Please note in FY20 domestic violence victims were not eligible for SVC representation, and requests for representation were considered on a case-by-case basis as an exception to statutory eligibility requirements. Requests for exceptions, and the number of grants and denials, were tracked by SVC Division Headquarters in combination with tracking total caseloads for each SVC. Domestic violence victims became eligible for SVC representation 1 December 2020. As noted above, the SVC Division tracked client numbers using various methods. First, the SVC Division tracked SVC caseloads through the Case Administration Tool, an electronic database managing client information. Second, each of the five regional circuits reported the number of clients and cases assigned to each SVC as well as the status of the case on a bi-weekly basis. Finally, the headquarters division actively monitored SVCs with higher caseloads to ensure adequate representation and services to all.

4.4 Victim Notification: How is your Military Service ensuring that the victim of an alleged sexual assault by another member of the Armed Forces is receiving notification of each significant event in the military justice process that relates to the investigation, prosecution, and confinement of the alleged perpetrator? (NDAA for FY 2020, section 538)

DAF codified this requirement in Air Force Instruction 51-201, *Administration of Military Justice*, which mandates that victims of an alleged sexual assault committed by another member of the Armed Forces receive written notification monthly on significant events for the case in the military justice process. The following constitute events warranting written notification: conclusion of the investigation; pre-trial confinement proceedings; referral of charges; initial disposition decision; Article 32 preliminary hearing; referral of charges; all court proceedings (including arraignment, motions hearings, and trial dates); withdrawal of charges; dismissal of charges; post-trial hearings; vacation hearings; clemency submissions; appellate filings; appellate hearings; and appellate decisions.

Further, at all case proceedings, military judges have required the trial counsel to confirm on the record that any named victims in the case have received reasonable, accurate, and timely notice of the hearing and their right to be present in compliance with their rights under Article 6b, Uniform Code of Military Justice, and Rule for Courts-Martial 806. The Government Trial and Appellate Counsel Division created a DAF-specific trial procedure guide template that includes language wherein trial counsel positively confirms that the victim has been notified of the hearing. This tool

provided an additional mechanism to ensure base legal offices recognize and fulfill victim notification requirements for all proceedings in the case.

4.5 Victim/Witness Assistance Program (VWAP): Has there been an increase in VWAP personnel? If so, how are the additional personnel being utilized? (NDAA for FY 2020, section 540)

The number of VWAP personnel within the DAF remained unchanged for FY20; however, additional VWAP personnel may be necessary in future years to accomplish DAF's implementation of Section 548 of the FY2020 NDAA, Legal Counsel for Victims of Alleged Domestic Violence (DV) Offenses. The DAF's DV victim representation plan will employ a multidisciplinary approach to provide legal counsel to victims of domestic violence offenses. VWAP personnel will triage DV victims and, based on the needs of the client, VWAP personnel will provide critical intake and can refer a victim to a legal assistance attorney or to an SVC in appropriate circumstances. This plan was fully implemented on 1 December 2020, and DAF continues to assess the number of additional VWAP personnel required to meet the needs of the program. During FY20, there were no reported instances of any VWAP position undergoing significant changes to the scope of assigned duties. Within DAF, the installation commander delegates to the installation staff judge advocate (SJA) the official duties and responsibilities involved in overseeing the VWAP. The SJA selects a member of the legal office as the VWAP coordinator to implement and manage VWAP. Depending on the size of the military justice program at the installation, the SJA may assign personnel within the legal office to serve as victim liaisons as part of their routine duties. The victim liaison may be a judge advocate, paralegal, or other appropriate personnel within the legal office. The victim liaison is assigned to support victims during investigations/cases and is responsible for connecting victims with helping agencies and arranging for services, when appropriate. This system allows legal offices to properly scope their VWAP services according to the need.

VWAP coordinators and victim liaisons receive training at semi-annual VWAP symposiums. A VWAP symposium provides specialized training to ensure VWAP coordinators and victim liaisons are equipped with the tools necessary to run an effective program and provide exceptional victim services. Currently there is no appellate VWAP capability within DAF; however, DAF/JAJI is currently developing appellate VWAP protocol and policy requirements with an anticipated completion date of Summer 2021.

4.6 CATCH Program: Provide an update on your Military Service's implementation of the CATCH Program to include any challenges faced by victims and SARCs. Also, describe your efforts to promote awareness of the program. (SecDef Memorandum, "Actions to Address and Prevent Sexual Assault in the Military," (May 1, 2019), p. 2)

DAF continued to advertise and utilize the CATCH Program in FY20. DAF promoted the CATCH program at all levels, to include headquarters providing updates and discussions on CATCH at monthly MAJCOM teleconferences. MAJCOMs in-turn briefed this to their installation teams. DAF SAPR personnel at all levels continued to rely upon and utilize the materials available on through the CATCH website and DOD SAPRO's website to promote awareness. Additionally, SARCs briefed all victims of restricted reports of the opportunity to participate in CATCH as instructed on the DD2910.

DAF did not experience any major challenges with the CATCH Program in FY20. The majority of challenges experienced were administrative (predominantly account reactivation and maintenance). However, the system updates in February 2020, which provided users of a

reminder email when account inactivation approached, saved headquarters SAPR staff at least 1-2 hours per week previously dedicated to reactivating accounts.

4.7 Future Plans: Describe your leadership-approved future plans (if any) to further improve the achievement of the Accountability goal.

The Judge Advocate General has requested that an SVIP compliance review be completed by the end of 2020. The Government Trial and Appellate Division is spearheading the review for the DAF, which will identify issues with SVIP compliance and make recommendations and suggest changes to increase SVIP compliance in the future.

DAF created a multidisciplinary training team and coordinated with sister Services to develop uniform training programs for trial counsel, defense counsel, and special victims' counsel. The uniformed training developed by this team will ensure a baseline level of competency for all personnel involved in the prosecution of sexual assault cases across the Department of Defense. Implementation of these uniform training standards is anticipated to begin during calendar year 2021.

The Office of Professional Development will continue to develop and enhance the DAF's current population of senior litigation attorneys and continue tracking military justice experience through the use of the "Military Justice Experience Tracker" to aid The Judge Advocate General in assigning only the best qualified judge advocates to litigation positions.

5. Goal 5—Assessment: "effectively measure, analyze, assess, and report SAPR Program progress to improve effectiveness."

5.1 Strategic Summary: Summarize your efforts for achieving the Assessment goal. In this strategic summary, include significant updates and/or force-wide changes begun or completed by your Military Service in FY 2020. As applicable, include significant updates on efforts to fulfill your oversight responsibilities, to include the use of internal inspection programs; initiatives to ensure the quality, reliability, validity, and secure retention of data collected in the Defense Sexual Assault Incident Database (DSAID); and SARC and SAPR VA training. There is no need to repeat prior Annual Report submissions or address each of the examples above if these processes have remained largely the same as in previous years. (DoD Sexual Assault Prevention and Response Strategic Plan, 2017-2021 (December 1, 2016), Goal 5 – Assessment, p. 10)

DAF completed the feasibility and acceptability study for incorporating the "Sexual Communication and Consent Program" training at Basic Military Training (BMT). The tailored training integrates tablet-based content into standard classroom training where trainees receive content based on their responses to an anonymous screening measure taken on the tablet. The feasibility study results demonstrated that trainees enjoyed using the tablets and found content both engaging and appropriate. Based on this initial phase, attitude changes toward prevention and victimization appear promising among trainees. Additionally, the study found increases in knowledge of sexual assault and consent across all programs, increases in confidence in trainees' abilities to resist unwanted sexual advances, and decreases dating and social risk behaviors.

In FY20, DAF maintained emphasis on program compliance and oversight. The headquarters staff created new tracking mechanisms to ensure more challenging compliance items received required attention. DAF engaged with MAJCOMs in a quarterly review of these trackers and leveraged the use of DSAID metrics to maintain accountability for key program elements.

Finally, despite challenges presented by COVID-19, DAF continually evaluated training content and efficiency. Each SARC and SAPR VA course included a pre- and post-test knowledge assessment and offered students the opportunity to provide feedback on individual blocks (as well as the entire course). The pre- and post-test served as initial measures to ensure SAPR personnel possessed the basic requisites to enter their positions, and this coupled with CEUs and strict D-SAACP oversight ensured that DAF retained only the highest caliber SARCs and SAPR VAs. In addition to continuous evaluation of the full-time SAPR personnel course content, DAF evaluated the Volunteer Victim Advocate Course in April 2020. This comprehensive review included feedback collected from students and facilitators, as well as inputs from SMEs to ensure the most up to date and relevant content. The curriculum is currently being updated with a scheduled release in Spring 2021.

5.2 COVID-19 Impact: Describe any assessment-related challenges (if any) your Military Service may have encountered due to the COVID-19 pandemic (e.g., personnel training and entry of reports into DSAID) and how such challenges were addressed.

Of the hurdles COVID-19 created for the SAPR program, one of the most significant was training. DAF has long recognized the value of in-person training for SAPR personnel, so the Department set expectations high for the quality of any virtual offerings. While DAF canceled the April SARC and SAPR VA course, which later created challenges for military SARCs, Air University and DAF/A1Z successfully adapted the July and October courses to a virtual delivery method. Similarly, MAJCOMs and installations followed suit and offered SAPR personnel refresher training and initial VVA training virtually. Some installations were still able to hold in-person initial VVA training while abiding by CDC social distancing requirements. While DAF received feedback that virtual training was largely successful, some MAJCOMs and installations reported that virtual classes were much more one-sided than the collaborative environment an in-person classroom provides.

COVID-19 movement restrictions for both military and civilian members as well as the lack of an April SARC course presented challenges for the enterprise-wide manning. Staffing the AFCENT area of responsibility (AOR) proved especially difficult, and DAF had to deploy minimally experienced military Deputy SARCs to fill Lead SARC positions within AFCENT. DAF successfully filled the AFCENT requirements, but there was minimal to no additional deployable manning to support should there have been any early returns or reclaims. Fortunately, DAF completed the FY20 requirements without any major issues, and AFCENT feedback on deployed SARCs remained largely positive. The Air University SARC Course has since restarted, and DAF is prioritizing military SARCs to attend in order to ensure no future concerns with staffing the AFCENT AOR.

5.3 Future Plans: Describe your leadership-approved future plans (if any) to further improve the achievement of the Assessment goal.

DAF's VVA course is currently being updated (expected publication in Spring 2021). The new course will include a feedback survey to gather data for continuous improvements for the curriculum. Additionally, DAF updated the 2021 Annual Total Force SAPR training; updates include breaking training out into tiers (emerging leaders and senior leaders) and including an assessment of learning objectives for all attendees.

Similarly, DAF continues efforts for the BMT tailored tablet-based training. Following the results of the pilot, DAF is developing plans for implementing this training full-time and continuously assessing the training to ensure all BMT trainees receive appropriate content.

6. Core Functions (Communication and Policy): Provide a brief summary for new efforts taken in FY 2020 on the following:

6.1 Monthly Case Management Group Procedures: Provide an update on your Military Service’s implementation of the revisions to the monthly Case Management Group (CMG) Policy (e.g., tracking of the number of days between an expedited transfer request and the actual transfer date; specialized training for those conducting sexual assault safety assessments; and implementation of the DD Form 2910-2, “Retaliation Reporting Statement for Unrestricted Sexual Assault Cases”)? Did the COVID-19 pandemic impact your ability to conduct CMG meetings, and if it did, how did you mitigate the impact? (OUSD-PR Memorandum, “Revisions to the Monthly Case Management Group Meetings for Adult Sexual Assault Cases” (November 13, 2019))

DAF incorporated the requirements from the OUSD-PR memo dated 13 November 2019 into the updated version of AFI 90-6001, *Sexual Assault Prevention and Response (SAPR) Program*, published on 15 July 2020. The AFI included all requirements from the memorandum and prescribed that the CMGs would track the days between an Expedited Transfer request and physical departure. AF/A1Z Operations worked with the MAJCOMs to provide execution guidance and oversight on the new CMG requirements.

6.2 Revised Expedited Transfer Procedures: How is your Military Service ensuring that upon approval of an expedited transfer the losing SARC is facilitating the scheduling of an “intake meeting” with the gaining SARC? What steps has your Military Service taken to ensure the gaining SARC meets with 100% of incoming expedited transfer victims? The SAPR policy regarding expedited transfers was expanded to allow the transfer of a Service member whose adult military dependent makes an allegation of sexual assault that was not domestic abuse-related. How many of these types of expedited transfers were granted? How many were denied? Of those requests that were granted, was the Service member transferred at the same time as the adult dependent, and if not, please describe the circumstances (e.g., a Service member was deployed or in specialized training and was transferred upon his/her return to the installation). Overall, how did the COVID-19 pandemic impact the expedited transfer process, and how did your Military Service adjust its processes to accommodate these transfer requests? (OUSD-PR Memorandum, “Revisions to the Sexual Assault Prevention and Response Program’s Expedited Transfer Policy,” (February 10, 2020), p. 3-5)

DAF has created a process for ensuring that upon approval of expedited transfers the losing and gaining SARC will collaborate to schedule an intake meeting, IAW policy and directives. When expedited transfers are annotated in DSAID, SARCs are required to submit a bi-weekly and quarterly tracker highlighting a number of indicators, regarding the transfer, to include if SARC to SARC notifications were completed. These are currently collected at the MAJCOM level, reviewed, and forwarded to AF/A1Z. This type of monitoring ensures the ability to swiftly address any challenges associated with this requirement. During this period, 21 adult military dependents made allegations of sexual assault (that were not domestic violence related and were eligible for expedited transfers). At the time of this report, 4 of them requested a transfer. One was denied because a credible report of sexual assault could not be determined. Of note the alleged subject in this case was discharged via other findings/misconduct unrelated to the case. The other 3 reports

were approved with 2 victims transferring with their military spouses. The other victim PCS'd with her spouse who was deployed at the time the report was made.

The primary impact of COVID on ETs was the need to conduct much of the initial contact virtually. SAPR program personnel initiated various methods to ensure continuity of care and privacy. There were no reports of challenges that degraded services to victims.

6.3 Retaliation Training Definition: How is your Military Service ensuring the DoD SAPRO retaliation definition has been incorporated into annual SAPR training? (OUSD-PR Memorandum, "Defense Sexual Assault Incident Database Updates Involving the Replacement of Lost Forms, Retaliation Reporting, and Electronic File Locker," (October 15, 2019), p. 9)

The Air Force's annual sexual assault training curriculum emphasizes retaliation, prevention strategies, and how to respond to and manage retaliation effectively. The training addresses the Department of Defense's core competencies and learning objectives regarding retaliation and seeks to empower all Airmen so that they fully understand their roles and protections as a victim, witness, or bystander who feels they have been subject to retaliation. Specifically, the training highlights that these individuals have the right to discuss career impacts with a General or Flag Officer if they believe the impacts were due to their report of retaliation or the assistance they provided to the retaliation reporter.

6.4 Retaliation Reporting Form: Describe how your Military Service ensures that SARCs, SAPR VAs, and potential retaliation reporters (victims, witnesses, bystanders, responders, and family members) are aware of the new DD Form 2910-2, "Retaliation Reporting Statement for Unrestricted Sexual Assault Cases?" (OUSD-PR Memorandum, "Defense Sexual Assault Incident Database Updates Involving the Replacement of Lost Forms, Retaliation Reporting, and Electronic File Locker" (October 15, 2019), p. 2)

In addition to the training cited in section 6.3 for all personnel, DAF emphasized retaliation information in SAPR training. This content became a focal point for the SARC, SAPR VA, and VVA foundational courses with scenarios and exercises added to practice proper use of the DD Form 2910-2. Additionally, DAF provided retaliation refresher training to all SARCs and SAPR VAs which included guest lecturers from the MAJCOM and DOD Inspector General offices in order to enhance SAPR personnel's understanding of the definitions and key terms associated with retaliation, reporting process, and use and benefits of the Whistleblower Protection Program.

7. National Defense Authorization Act (NDAA) Requirements:

Provide your Military Service's status on the NDAA sections listed below. There are unique requirements embedded within each NDAA section's language, so referring to the entire section is necessary.

After reviewing the designated NDAA section:

- If the requirement(s) has/have been implemented, provide the completion date (e.g., Completed, January 15, 2020).**
- If the requirement(s) has/have not been implemented, provide the projected completion date (e.g., Projected completion date: January, 2021).**

<p>7.1 NDAA for FY 2020, section 525. Training of Members of Boards for Correction of Military Records and Discharge Review Boards on Sexual Trauma, Intimate Partner Violence, Spousal Abuse, and Related Matters</p> <p>Completed, November 6, 2020</p>
<p>7.2 NDAA for FY 2020, section 540. Increase in Investigative Personnel and Victim Witness Assistance Program (VWAP) Liaisons (Note: See related questions 3.1 and 4.5)</p> <p>Completed, December 1, 2020</p>
<p>7.3 NDAA for FY 2020, section 541. Improvement of Certain Special Victims' Counsel Authorities. (Note: See related question 4.3)</p> <p>Completed, May 12, 2020 (Ongoing effort)</p>
<p>7.4 NDAA for FY 2020, section 542. Availability of Special Victims' Counsel at Military Installations (Note: See related question 4.3)</p> <p>Completed, May 12, 2020 (Ongoing effort)</p>
<p>7.5 NDAA for FY 2020, section 550A. Policies and Procedures on Registration at Military Installations of Civilian Protective Orders Applicable to Members of the Armed Forces Assigned to Such Installations and Certain Other Individuals</p> <p>Completed, August 18, 2020</p>
<p>8. Analytics Discussion</p>
<p>8.1 Military Services & NGB*: Provide an analytic discussion (1,500 words or less) of your Statistical Report of reported sexual assault cases from DSAID. Required elements included on this template are information on Unrestricted Reports; Restricted Reports; service referrals for victims alleging sexual assault; and case synopses of completed investigations.</p> <p>*NGB should provide comments based on its available information and data.</p> <p>This section must briefly address each of the following:</p> <ul style="list-style-type: none"> - Notable changes in the data over time - Insight or suspected reasons for noted changes, or lack of change, in data - The application of insights from data analyses for programmatic planning, oversight, and/or research - Total number of Sexual Assaults (Restricted Reports and Unrestricted Reports) over time (since FY 2008) (Metric #11) - The number of sexual assault investigations completed by the MCIO in the FY and the corresponding mean and median investigation length. Case open date can be in any year, but the close date must be by the end of the FY (Non-Metric #6)

- The number of subjects with victims who declined to participate in the military justice process **(Metric #7)**
- Command action for military subjects under DoD legal authority (to be captured using the most serious crime investigated, comparing penetration to contact crimes) **(Non-Metric #1)**
- Sexual assault court-martial outcomes (to be captured using the most serious crime charged, comparing penetration to contact crimes) **(Non-Metric #2)**
- Summary of referral data – Unrestricted and Restricted Reports - either referrals received from other sources or referrals made to other sources (e.g., medical/mental health, command, criminal investigation/security services, legal, civilian, or VA authorities, etc.)
- Any other information relating to sexual assault case data

8.1 Analytic Discussion Background

This report contains data about sexual assault crimes that involve at least one Service member (either as the victim or as one or more of the subjects) reported to the Department of the Air Force. Sexual assault reporting data between spouses or intimate partners fall under the purview of the Department of the Air Force Family Advocacy Program and is not included in this report. Data regarding sexual harassment falls under the purview of the Department of the Air Force Equal Opportunity Program and is not included in this report.

Unrestricted and Restricted Report data captures sexual assault reports made by Service members and adult military dependents. The data also includes sexual assaults committed by Service members on victims outside the Armed Forces. Information describing these victims and subjects is also in the following statistics.

Sexual assault data continually changes due to case progress. The data contained in this report is a snapshot, reflecting the status of sexual assault reports, investigations, and subject dispositions in DSAID on September 30, 2020 (the last day of fiscal year 2020).

8.1.1. Sexual Assault Reporting in the Department of the Air Force

The Department of the Air Force received 1,661 reports of sexual assault involving Service members as either victims or subjects in fiscal year 2020. As depicted in Chart 8.1.1., the number of reports received in fiscal year 2020 is similar to the number of sexual assault reports received in fiscal year 2019. The percentage of reports which remained restricted at the end of fiscal year has been increasing since fiscal year 2017. At the end of fiscal year 2020 34% of the reports (566 of 1,661) remained restricted.

Sexual Assaults Reported to the Department of the Air Force

Reports Involving a Service Member Subject or Victim

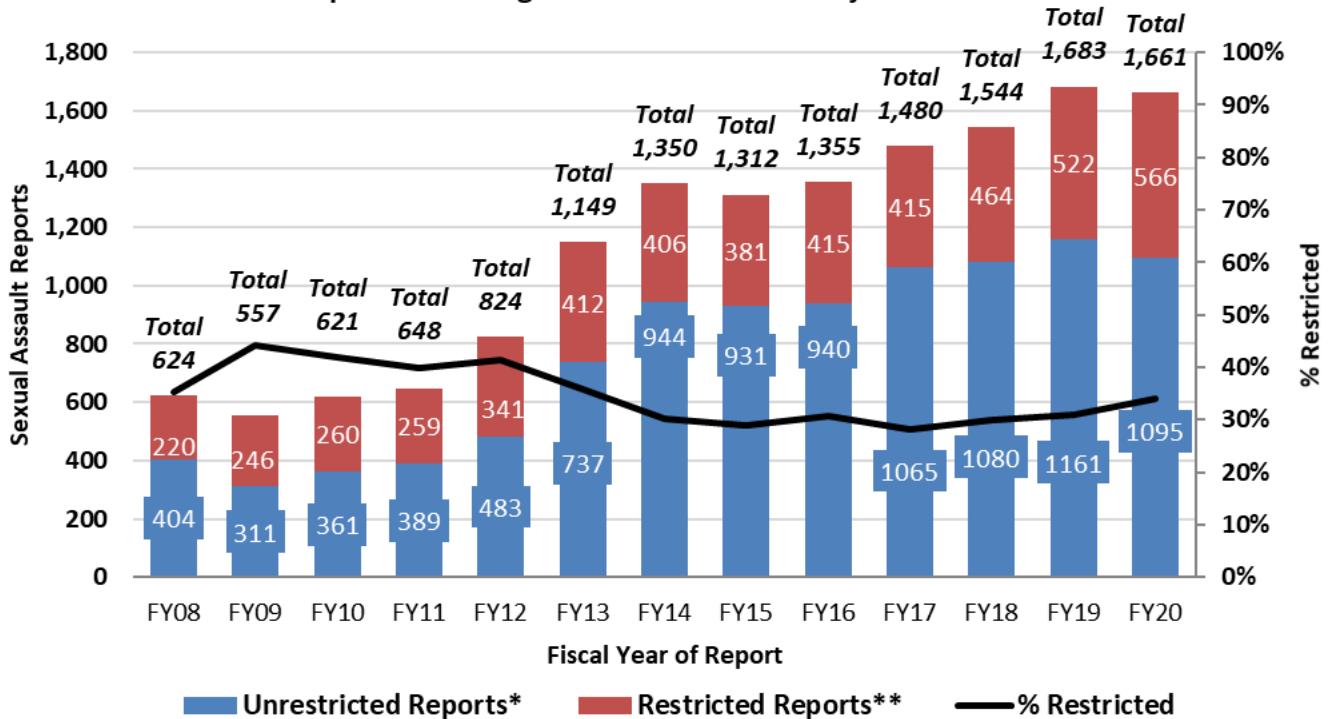


Chart 8.1.1. – Annual Reports of Sexual Assault

The Department of the Air Force believes that the sustained high levels of reporting between fiscal years 2014 to 2020 indicates that victims feel increasingly more comfortable in coming forward to report these crimes, receive care, and allow investigations to take place so that commanders and the military justice system can hold subjects appropriately accountable.

The 1,661 reports of sexual assault received by the Department of the Air Force in fiscal year 2020 represent a 1% decrease from the 1,683 reports made in fiscal year 2019; however, this is the second highest number of reports received since the beginning of the SAPR program.

It is important to note that people do not always report sexual assaults in the same fiscal year as they happen, although the majority do. Of the 1,661 sexual assault reports received by the Department of the Air Force in fiscal year 2020, 924 (56%) reported incidents that occurred in fiscal year 2020, 581 reports (35%) were incidents that occurred in prior fiscal years, the remaining 156 reports (9%) were for incidents that occurred on an unknown date.

For comparison, of the 1,683 sexual assault reports received by the Department of the Air Force in fiscal year 2019, 953 reports (57%) were for incidents that occurred in fiscal year 2019, 579 reports (34%) were for incidents that occurred in prior fiscal year, and the remaining 151 reports (9%) were for incidents that occurred on an unknown date.

Types of Sexual Assault Reports: Department of Defense policy allows eligible victims to make either a restricted or an unrestricted sexual assault report. A victim who initially makes a Restricted Report has the option of later converting the Restricted Report to an Unrestricted Report (policy prevents converting an Unrestricted Report to a Restricted Report). Of the 1,661 reports of sexual assault involving Service members as either victims or subjects, the Department of the Air Force received in fiscal year 2020:

- 146 (10%) were Restricted Reports initially reported in fiscal year 2020 that were converted to Unrestricted Reports in fiscal year 2020
- 35 (2%) were Restricted Reports initially reported prior to fiscal year 2020 that were converted to Unrestricted Reports in fiscal year 2020
- 566 (34%) were Restricted Reports initially reported in fiscal year 2020 that remained restricted at the end of fiscal year 2020.

8.1.1.1. Sexual Assault Prevalence in the Department of the Air Force

It is important to draw a distinction between the number of sexual assaults that occur (i.e., sexual assault prevalence) and the number of sexual assaults that are reported to authorities (i.e., sexual assault reporting) in a given timeframe. Since people, in both civilian and military populations, do not report most sexual assaults that occur to authorities, sexual assault prevalence will typically exceed sexual assault reporting.

Sexual assault is a highly underreported crime which means that the number of reported sexual assaults in a given timeframe may not accurately indicate the number of sexual assaults which occurred in that timeframe. To estimate the number of sexual assaults that occur in the active duty Department of Defense population, the Department of Defense administers an anonymous, confidential survey to active duty Department of Defense members biannually. The four most recent Department of Defense sexual assault active duty prevalence surveys were the 2018 and 2016 Workplace and Gender Relations Survey of Active Duty Members, the 2014 RAND Military Workplace Study, and the 2012 Workplace and Gender Relations Survey of Active Duty Members. A prevalence report was not completed in 2020 due to COVID restrictions.

Chart 8.1.1.1. shows the estimated past-year sexual assault prevalence rates (red dots) with 95% confidence intervals (black lines) for active duty Airmen and Guardians from the past four Department of Defense prevalence surveys. According to these surveys, an estimated 3,200 active duty Airmen and Guardians experienced a past-year sexual assault in 2012, decreasing to about 2,300 in 2016, and increasing to 3,900 in 2018.¹

¹ The 2012 Workplace and Gender Relations Survey of Active Duty Members used a slightly different measure than did the 2014 RAND Military Workplace Study and the 2016 and 2018 Workplace and Gender Relations Survey of Active Duty Members. The 2012 survey measured unwanted sexual contact, while the 2014, 2016, and 2018 surveys measured sexual assault. Also, the 2012 Workplace and Gender Relations Survey of Active Duty Members used a much smaller sample size than did the 2014, 2016, or 2018 surveys, which is reflected in the relatively large width of the 2012 survey confidence interval compared to the widths of the other survey confidence intervals.

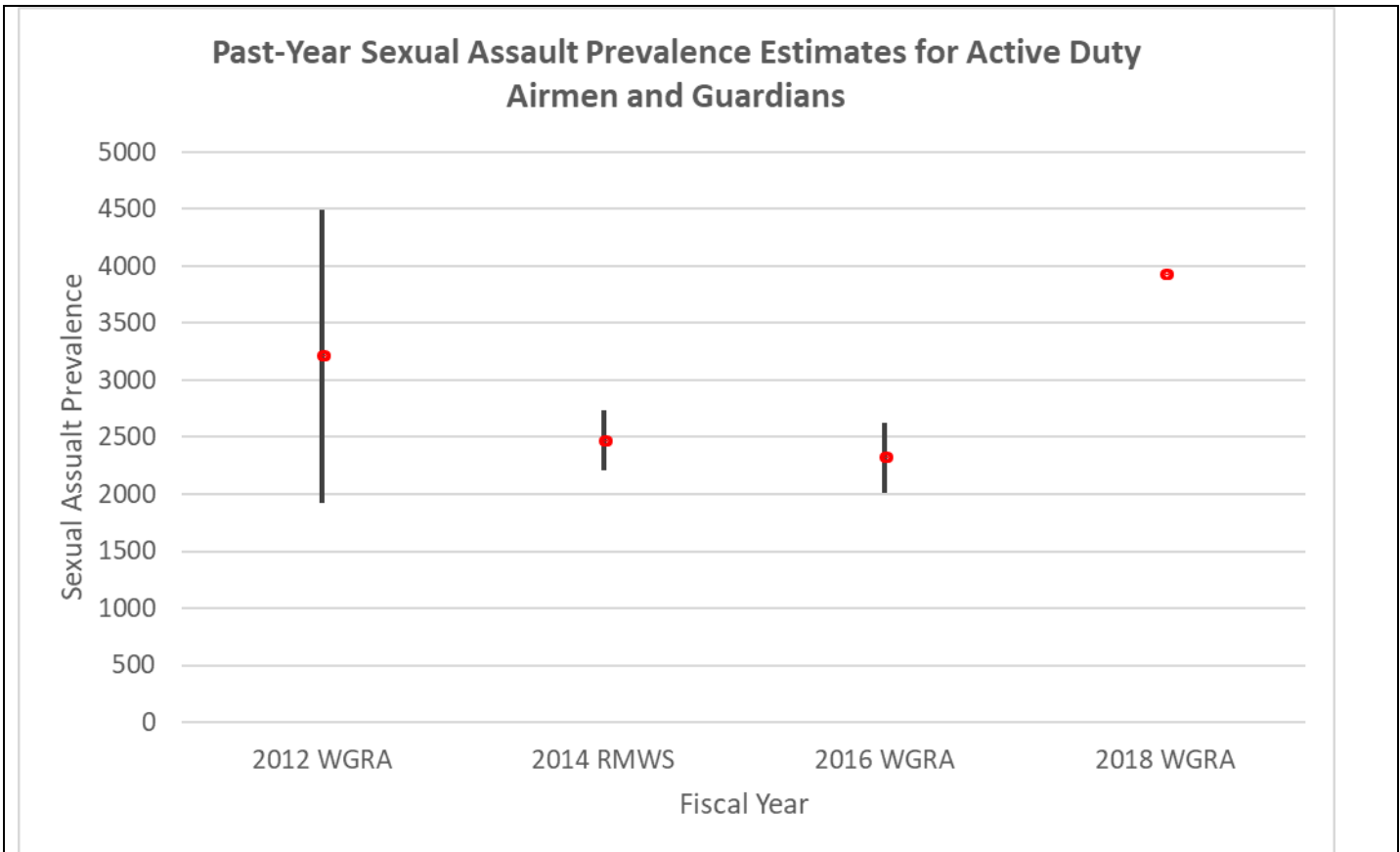


Chart 8.1.1.1. Past Year Sexual Assault Prevalence Estimates for Active Duty Airmen and Guardians

8.1.1.2. Sexual Assault Reporting Compared to Sexual Assault Prevalence

The Department of the Air Force SAPR program has stated a two-pronged goal of reducing sexual assault prevalence while increasing sexual assault reporting. According to the most recent biannual sexual assault prevalence study (the 2018 Workplace and Gender Relations Survey of Active Duty Members), an estimated 3,920 active duty Airmen and Guardians were sexually assaulted in fiscal year 2018. While sexual assault reporting increased between fiscal years 2016 and 2018 by 14%, the estimated prevalence of sexual assault increased by almost 70% over the same time.

Chart 8.1.1.2. illustrates this trend of relatively flat estimated prevalence between fiscal year 2014 and 2016 and increased estimated prevalence in fiscal year 2018 with increased reporting between fiscal year 2016 and 2020 by comparing the estimated number of sexually assaulted active duty Airmen and Guardians in past years to the number of sexual assaults reported by active duty Airmen and Guardians in each fiscal year. However, because the Department of the Air Force accepts sexual assault reports from a much wider population than the population to which the prevalence estimates pertain, not all sexual assault reports are directly comparable to the sexual assault prevalence estimates.²

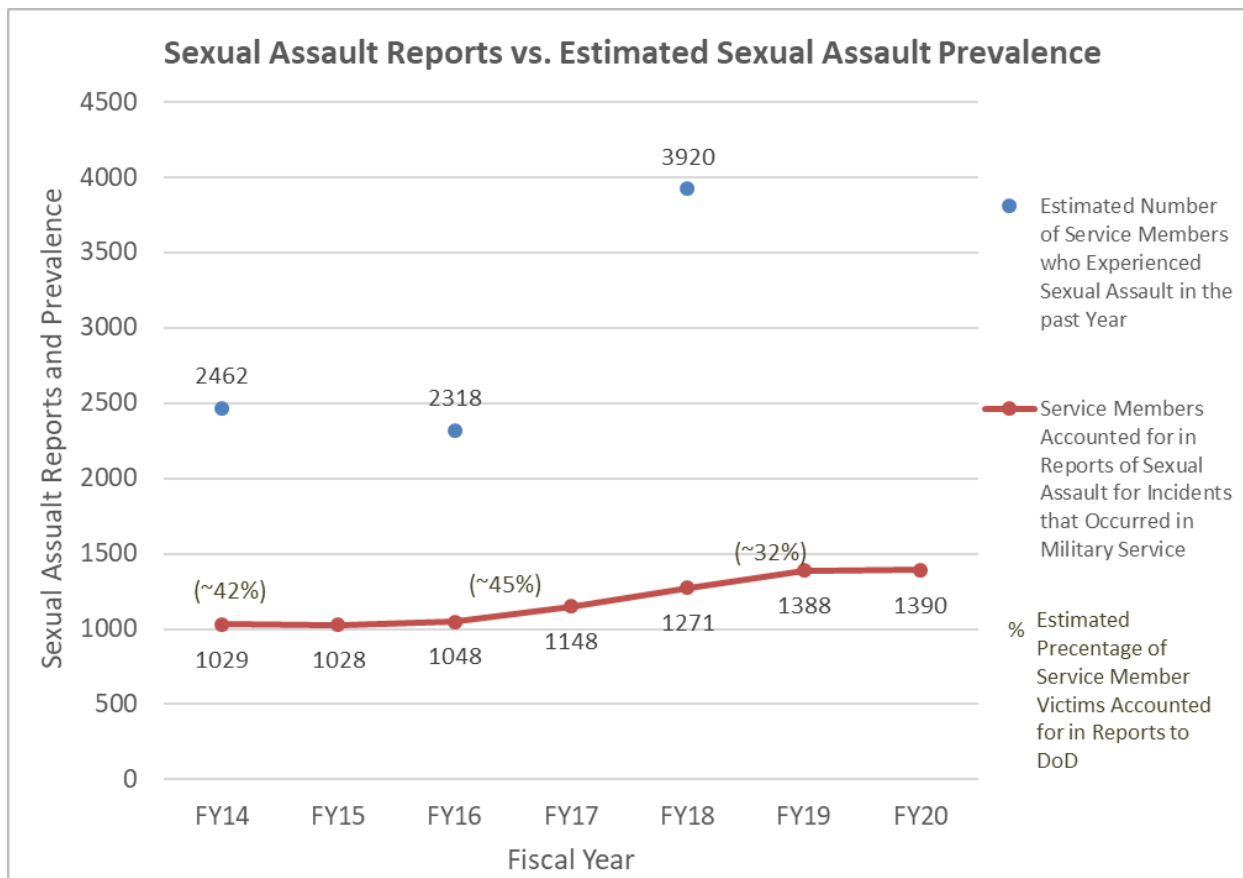


Chart 8.1.1.2. – Active Duty Prevalence vs. Reporting of Sexual Assault

In fiscal year 2018, the Department of the Air Force received a number of reports equal to approximately 32% of the number of estimated sexual assaults indicated by prevalence studies. This is a decrease from fiscal year 2016 when the number of received reports was equal to approximately 45% of the estimated number indicated by prevalence studies. The Department of the Air Force expects to reduce the “gap” between the survey-estimated number of sexually assaulted Airmen and Guardians and the number of Airmen and Guardians who choose to report in two ways, over time:

- Sexual assault prevention initiatives will reduce past-year prevalence of sexual assault; and
- Initiatives that encourage victims to report and improve the military justice system will increase the number of victims who choose to report.

Although fiscal year 2020 saw the second highest reporting number in the history of the Department of the Air Force SAPR program, about two-thirds of estimated past-year sexual assaults of active duty Airmen and Guardians remain unreported. The Department of the Air

² The sexual assault prevalence studies estimate the number of active duty Airmen and Guardians who experienced a sexual assault in the past 12 months while in military service. The Department of the Air Force accepts sexual assault reports from active duty members of other services, certain non-active duty personnel, and imposes no limit on how long ago the sexual assault occurred or whether or not the victim was in the military at the time of the assault. Therefore, the graphic shows the number of reports that were by victims who were Service members at the time of the report.

Force continues to strive to narrow the gap between prevalence and reporting in order to reduce the underreporting of sexual assault in the military community.

8.1.2. Unrestricted Reporting

8.1.2.1. Analysis of Victims in Unrestricted Reports with Completed Investigations

This section provides data about victims in completed investigations of Unrestricted Reports of sexual assault. In this section, the term “fiscal year” refers to the fiscal year in which the investigation associated with a report concluded, not the fiscal year of the report of the sexual assault. For example, Unrestricted Reports under the fiscal year 2020 column are not necessarily sexual assaults reported in fiscal year 2020. Rather, they are sexual assault reports whose associated investigations concluded in fiscal year 2020. The dates of these reports were in fiscal year 2020 or in any prior fiscal year.

Type of Offense Investigated: Table 8.1.2.1.1. breaks out the Unrestricted Report investigations completed each fiscal year by type of offense investigated. Military Criminal Investigative Organizations categorize Unrestricted Reports by the most serious offense alleged in the report, which may not ultimately be the same offense for which evidence supports a misconduct charge, if any.

Type of Offense Investigated in Unrestricted Reports with Completed Investigations										
FY of Investigation Completion	FY16		FY17		FY18		FY19		FY20	
	Num	%	Num	%	Num	%	Num	%	Num	%
Total Victims	766	-	874	-	865	-	1017	-	928	-
Type of Offense Investigated										
Penetrating Offenses	400	52.2%	439	50.2%	448	51.8%	555	54.6%	508	54.7%
Contact Offenses	309	40.3%	392	44.9%	380	43.9%	413	40.6%	384	41.4%
Attempts to Commit Offenses	36	4.7%	22	2.5%	23	2.7%	21	2.1%	19	2.0%
Offense Code Data Not Available	21	2.7%	21	2.4%	14	1.6%	28	2.8%	17	1.8%

Table 8.1.2.1.1. – Type of Sexual Assault Offense for Unrestricted Reports

The type of offense investigated in completed investigations has been relatively stable since fiscal year 2016. Penetrating offenses, which include rape, aggravated sexual assault, sexual assault, and forcible sodomy, account for 55% of all completed investigations in fiscal year 2020. Contact offenses, which include aggravated sexual contact, abusive sexual contact, wrongful sexual contact, and indecent assault account for 41% of all completed investigations in fiscal year 2020. Attempts to commit offenses and unknown offense type account for the remainder, approximately 4% of all completed investigations.

Demographic Analysis of Victims in Completed Investigations: Table 8.1.2.1.2. below provides a demographic analysis of victims in investigations completed each fiscal year by gender, age at the time of the incident, military affiliation, duty status, and grade.

Gender: Women consistently represent the large majority (83-88%) of sexual assault victims in completed investigations each fiscal year (2016-2020), while comprising only 20% of the active duty Department of the Air Force population during the same period. Male victims in completed investigations averaged 14% between fiscal year 2016 and fiscal year 2020 while comprising 80% of the active duty Department of the Air Force population during the same period.

Age at Time of Incident: Victims in the 16-19 year age group in completed investigations are over-represented compared to their representation in the Department of the Air Force population. The percent of victims in the 16-19 age group averaged 22% between fiscal year 2016 and fiscal year 2020. In fiscal year 2020, this age group accounts for more than 26% of all victims with investigations completed, while comprising less than 10% of the Department of the Air Force population.

Victims in the 20-24 age group are also over-represented compared with the Department of the Air Force population. Between fiscal year 2016 and fiscal year 2020, the 20-24 age group averaged 41% of victims with investigations completed. In fiscal year 2020, this age group accounted for nearly 45% of victims with investigations, while comprising of approximately 30% of the Department of the Air Force population.

Victims in each of the older age groups are under-represented compared to their respective cohorts in the fiscal year 2020 active duty Department of the Air Force population. In fiscal year 2020 the 25-34 age group represented nearly 16% of victims. In fiscal year 2020 the 35-49 age group represented almost 2% of victims. In fiscal year 2020 the 50+ age group represented far less than 1% of the victims.

Grade: Junior enlisted Airmen and Guardians (E1-E4) are over-represented as victims in completed investigations between fiscal years 2016 and 2020 averaging 62% of completed investigations. In fiscal year 2020, junior enlisted Airmen and Guardians (E1-E4) accounted for 76% of victims in completed investigations while comprising 39% of the active duty Department of the Air Force population. Senior enlisted Airmen and Guardians (E5-E9) and officers each account for a smaller share of the victims in completed investigations (15% and 6%, respectively, in fiscal year 2020).

Victim Demographics in Unrestricted Reports with Completed Investigations										
FY of Investigation Completion	FY16		FY17		FY18		FY19		FY20	
	Num	%	Num	%	Num	%	Num	%	Num	%
Total Victims	766	-	874	-	865	-	1017	-	928	-
Gender										
Male	118	15.4%	122	14.0%	129	14.9%	151	14.8%	111	12.0%
Female	635	82.9%	725	83.0%	732	84.6%	861	84.7%	816	87.9%
Unknown	13	1.7%	27	3.1%	4	0.5%	5	0.5%	1	0.1%
Age (Time of Incident)										
0-15	6	0.8%	6	0.7%	8	0.9%	2	0.2%	4	0.4%
16-19	154	20.1%	150	17.2%	186	21.5%	228	22.4%	245	26.4%
20-24	304	39.7%	342	39.1%	324	37.5%	429	42.2%	415	44.7%
25-34	147	19.2%	150	17.2%	166	19.2%	199	19.6%	148	15.9%
35-49	33	4.3%	34	3.9%	34	3.9%	36	3.5%	17	1.8%
50-64	2	0.3%	3	0.3%	1	0.1%	3	0.3%	1	0.1%
65+	0	0.0%	0	0.0%	1	0.1%	0	0.0%	0	0.0%
Unknown	120	15.7%	189	21.6%	145	16.8%	120	11.8%	98	10.6%
Military Affiliation										
Military	608	79.4%	686	78.5%	735	85.0%	862	84.8%	794	85.6%
Non-military	142	18.5%	159	18.2%	124	14.3%	150	14.7%	132	14.2%
Unknown	16	2.1%	29	3.3%	6	0.7%	5	0.5%	2	0.2%
Duty Status (Military Victims)										
Active Duty	549	90.3%	632	92.1%	687	93.5%	802	93.0%	735	92.6%
Reserve (Activated)	39	6.4%	33	4.8%	37	5.0%	39	4.5%	32	4.0%
National Guard (Activated - Title 10)	3	0.5%	9	1.3%	4	0.5%	4	0.5%	4	0.5%
Cadet/Prep School Student	17	2.8%	12	1.7%	7	1.0%	17	2.0%	23	2.9%
Unknown	0	0.0%	0	0.0%	0	0.0%	0	0.0%	0	0.0%
Grade (Military Victims)										
C-1 to C-4 & Prep School	17	2.8%	12	1.7%	7	1.0%	17	2.0%	23	2.9%
E-1 to E-4	427	70.2%	521	75.9%	569	77.4%	653	75.8%	602	75.8%
E-5 to E-9	128	21.1%	112	16.3%	116	15.8%	146	16.9%	122	15.4%
WO1 to WO5	0	0.0%	0	0.0%	0	0.0%	2	0.2%	0	0.0%
O-1 to O-3	24	3.9%	37	5.4%	37	5.0%	36	4.2%	39	4.9%
O-4 to O-10	12	2.0%	4	0.6%	6	0.8%	8	0.9%	8	1.0%
Unknown	0	0.0%	0	0.0%	0	0.0%	0	0.0%	0	0.0%

Table 8.1.2.1.2. – Victim Demographics for Unrestricted Reports

Military Protective Orders: Table 8.1.2.1.3. provides a summary of military protective orders. There were 112 military protective orders issued in fiscal year 2020, of which 2 were violated.

Military Protective Orders										
FY Military Protective Order Issued	FY16		FY17		FY18		FY19		FY20	
	Num	%	Num	%	Num	%	Num	%	Num	%
Military Protective Orders Issued	82	-	105	-	104	-	93	-	112	-
Military Protective Orders Violated	1	1.2%	2	1.9%	3	2.9%	2	2.2%	2	1.8%

Table 8.1.2.1.3. – Military Protective Orders

Expedited Transfers: Table 8.1.2.1.4. provides a summary of expedited transfer requests by Service member victims. The number of expedited transfer requests in fiscal year 2020 was 213, of which 6 were denied. Expedited transfers were denied due to the victim pending Uniform Code of Military Justice actions, victim pending separation, the alleged offender no longer being assigned to the base, or the Commander determined that the report was not credible. The number of transfer requests was comparable to fiscal year 2019, but these two years represent an increase from all previous years.

FY Expedited Transfer Requested	Expedited Transfers									
	FY16		FY17		FY18		FY19		FY20	
	Num	%	Num	%	Num	%	Num	%	Num	%
Expedited Transfer Requests by Service Member Victims	87	-	148	-	178	-	224	-	213	-
Expedited Transfer Requests Approved	86	98.9%	145	98.0%	170	95.5%	217	96.9%	207	97.2%
Expedited Transfer Requests Denied	1	1.1%	3	2.0%	8	4.5%	7	3.1%	6	2.8%

Table 8.1.2.1.4. – Expedited Transfers for Unrestricted Reports

Victim Participation in the Military Justice Process: Table 8.1.2.1.5. provides a summary of victim participation in the military justice process. The number and percentage of cases in which the victim declined to participate in the military justice process slightly decreased between fiscal year 2019 (20%) and fiscal year 2020 (18%)

FY of Investigation Completion	Victim Participation in Military Justice Process (Unrestricted Reports)									
	FY16		FY17		FY18		FY19		FY20	
	Num	%	Num	%	Num	%	Num	%	Num	%
Sexual Assault Investigation Subjects that can be Considered for Possible Action by DoD Commanders	403	-	493	-	343	-	411	-	391	-
Number of Subject Cases with Victims Declining to Participate in the Military Justice Action	59	14.6%	144	29.2%	55	16.0%	80	19.5%	69	17.6%

Table 8.1.2.1.5. – Victim Participation in the Military Justice Process

8.1.2.2. Analysis of Subjects in Unrestricted Reports with Completed Investigations

This section analyzes demographic data about subjects in completed investigations of Unrestricted Reports of sexual assault. In this section, the term “fiscal year” refers to the fiscal year in which the investigation associated with a sexual assault report concluded. For example, Unrestricted Reports under the fiscal year 2020 column are not necessarily reports filed in fiscal year 2020. Rather, they are sexual assault reports whose associated investigations concluded in fiscal year 2020. These reports include those filed in fiscal year 2020 or in any preceding fiscal year. Additionally, while each Unrestricted Report of sexual assault has a single victim, a report may have more than one subject. For these reasons, the number of subjects shown in a given fiscal year will not necessarily match the number of Unrestricted Reports with completed investigations during that fiscal year.

Demographic Analysis of Subjects in Completed Investigations: Table 8.1.2.2.1. provides a demographic analysis of subjects in investigations completed each fiscal year by gender, age at the time of the incident, military affiliation, duty status, and grade.

Gender: The majority of subjects in completed investigations are male. The percentage of subjects in completed investigations that are male has remained relatively stable during the last five fiscal years, at approximately 84%. Men comprised about 80% of the active duty Department of the Air Force population during this time.

Compared to their share of the active duty population, women are under-represented as subjects in completed investigations. In fiscal year 2020, women represented about 6% of subjects in completed investigations while comprising 21% of the active duty Department of the Air Force population.

Age: On average between fiscal year 2016 and fiscal year 2020, the leading age groups of subjects in completed investigations are age groups 20-24 at 39%, 25-34 at 28%, and 16-19 at 10%. In fiscal year 2020, the leading age groups of subjects in completed investigations were similar to the five-year averages.

Grade: On average between fiscal year 2016 and fiscal year 2020, the grade groups of subjects in completed investigations are E-1 to E-4 at 63%, E-5 to E-9 at 28%, O-1 to O-3 at 5% and O-4 to O-10 at 3%. In fiscal year 2020, E-1 to E-4 remained the rank group with the highest percentage of subjects in completed investigation at 67%.

Subject Demographics in Unrestricted Reports with Completed Investigations										
FY of Investigation Completion	FY16		FY17		FY18		FY19		FY20	
	Num	%	Num	%	Num	%	Num	%	Num	%
Total Subjects	696	-	813	-	843	-	952	-	902	-
Gender										
Male	586	84.2%	699	86.0%	698	82.8%	802	84.2%	742	82.3%
Female	45	6.5%	34	4.2%	61	7.2%	57	6.0%	52	5.8%
Unknown/Relevant Data Not Avail.	65	9.3%	80	9.8%	84	10.0%	93	9.8%	108	12.0%
Age (Time of Incident)										
0-15	1	0.1%	7	0.9%	2	0.2%	2	0.2%	3	0.3%
16-19	51	7.3%	71	8.7%	84	10.0%	93	9.8%	109	12.1%
20-24	261	37.5%	322	39.6%	329	39.0%	359	37.7%	356	39.5%
25-34	217	31.2%	216	26.6%	217	25.7%	283	29.7%	229	25.4%
35-49	70	10.1%	77	9.5%	84	10.0%	77	8.1%	64	7.1%
50-64	9	1.3%	17	2.1%	15	1.8%	18	1.9%	6	0.7%
65+	2	0.3%	1	0.1%	1	0.1%	0	0.0%	0	0.0%
Unknown/Relevant Data Not Avail.	85	12.2%	102	12.5%	111	13.2%	120	12.6%	135	15.0%
Military Affiliation										
Military	551	79.2%	621	76.4%	652	77.3%	753	79.1%	702	77.8%
Non-military	37	5.3%	62	7.6%	61	7.2%	56	5.9%	51	5.7%
Unknown/Relevant Data Not Avail.	108	15.5%	130	16.0%	131	15.5%	143	15.0%	150	16.6%
Duty Status (Military Subjects)										
Active Duty	497	90.2%	580	93.4%	618	94.8%	697	92.6%	653	93.0%
Reserve	36	6.5%	30	4.8%	26	4.0%	35	4.6%	33	4.7%
National Guard	2	0.4%	5	0.8%	4	0.6%	8	1.1%	3	0.4%
Cadet/Prep School Student	14	2.5%	6	1.0%	4	0.6%	13	1.7%	13	1.9%
Unknown/Relevant Data Not Avail.	2	0.4%	0	0.0%	0	0.0%	0	0.0%	0	0.0%
Grade (Military Subjects)										
C-1 to C-4 & Prep School	14	2.5%	6	1.0%	4	0.6%	13	1.7%	13	1.9%
E-1 to E-4	307	55.7%	408	65.7%	400	61.3%	485	64.4%	469	66.8%
E-5 to E-9	185	33.6%	155	25.0%	192	29.4%	212	28.2%	175	24.9%
WO-1 to WO-5	1	0.2%	0	0.0%	0	0.0%	0	0.0%	1	0.1%
O-1 to O-3	30	5.4%	31	5.0%	35	5.4%	27	3.6%	29	4.1%
O-4 to O-10	12	2.2%	21	3.4%	20	3.1%	14	1.9%	15	2.1%
Unknown/Relevant Data Not Avail.	2	0.4%	0	0.0%	1	0.2%	2	0.3%	0	0.0%

Table 8.1.2.2.1. – Subject Demographics for Unrestricted Reports

8.1.2.3. Investigative and Military Justice Process Discussion

Subject Dispositions: Once the investigation of an Unrestricted Report is complete, Congress requires the Military Services to provide the outcome of the allegations against each subject named in an investigation. There were 508 subject investigations with disposition information to report in fiscal year 2020. Of those, 113 subjects were outside of the Department of Defense’s legal and jurisdictional authority, and a civilian or foreign authority exercised jurisdiction over 4 service member subjects. Table 8.1.2.3.1. illustrates that, of the remaining 391 subjects with reportable fiscal year 2020 disposition data, 278 were held accountable by Command. Command action was precluded with respect to 111 subjects largely because either the victim declined to

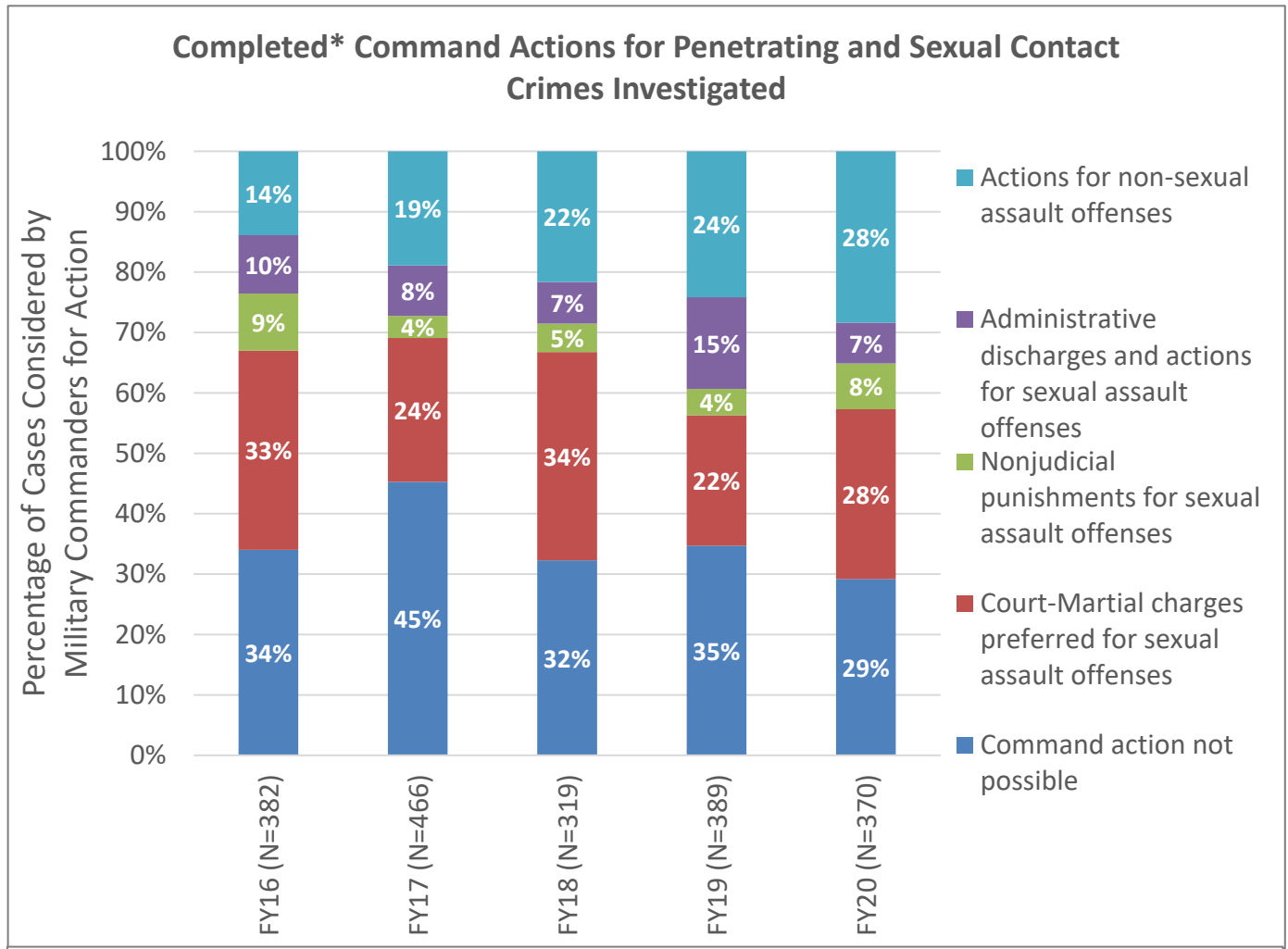
participate or there was insufficient evidence of any offense. Commanders found sufficient evidence to support sexual assault or other misconduct charges against 71% of subjects who were under the jurisdictional authority of the Department of Defense.

FY20 DISPOSITIONS	Total Count	Actions Completed in FY20 (Subset of Total Count)
SUBJECTS OF INVESTIGATIONS WITH DISPOSITION INFORMATION TO REPORT IN FY20	508	
<i>DoD Did Not Consider Action</i>	<i>117</i>	
Subject Outside DoD's legal Authority	113	
Offender is Unknown	57	
Subject is a Civilian or Foreign National	53	
Subject Died or Deserted	3	
Civilian/Foreign Authority Exercised Jurisdiction over Service Member Subject	4	
<i>Sexual Assault Investigation Subjects Considered for Possible Action</i>	<i>391</i>	
Evidence Supported Commander Action	278	266
Sexual Assault Charge Substantiated	166	157
<i>Court-Martial Charge Preferred</i>	110	104
<i>Nonjudicial Punishments</i>	29	28
<i>Administrative Discharges</i>	8	7
<i>Other Adverse Administrative Actions</i>	19	18
Other Misconduct Substantiated	112	109
<i>Court-Martial Charge Preferred</i>	5	5
<i>Nonjudicial Punishments</i>	33	31
<i>Administrative Discharges</i>	1	1
<i>Other Adverse Administrative Actions</i>	73	72
Commander Action Precluded or Respected Victims' Desired Non-Participation	111	
Victim Declined to Participate in Military Justice Action	69	
Insufficient Evidence to Prosecute	40	
Statute of Limitations Expired	1	
Victim Died Before Completion of Military Justice Action	1	
Allegation Unfounded by Command/Legal Review	2	

Table 8.1.2.3.1. – Fiscal year 2020 Subject Dispositions for Unrestricted Reports

Completed Command Actions: Chart 8.1.2.3.2. analyzes completed command actions for penetrating and sexual contact crimes over time. Command actions for non-sexual assault offenses increased by four percentage points between fiscal year 2019 and 2020. Command actions for sexual assault offenses that led to discharge or other administrative actions reverted to previous trends in percentage terms (7%). Command actions for sexual assault offenses that led to non-judicial punishment doubled in percentage terms over fiscal year 2019, while command

actions leading to Court-Martial charges increased by 6 percentage points over the same time. Cases where command action was not possible decreased by 6 percentage points between fiscal years 2019 and 2020.



*NOTE: This figure only includes command actions in which the action was completed in FY 2020. Command actions pending completion (e.g., court-martial preferred but pending trial) are not included in this graph. Additionally, there were 9 completed command actions that could not be classified as penetrating or sexual contact crimes because the crime charged was attempted sexual assault.

Chart 8.1.2.3.2. – Completed Command Actions by Fiscal Year

Court-Martial Outcomes: Charts 8.1.2.3.3. and 8.1.2.3.4. respectively provide sexual assault Court-Martial outcomes for penetrating and sexual contact crimes over time. Of the 104 total subjects, 45 subjects proceeded to trial in fiscal year 2020. Ten of these were convicted of a penetrative offense and six were convicted of a contact offense, for an overall conviction rate of 36%.

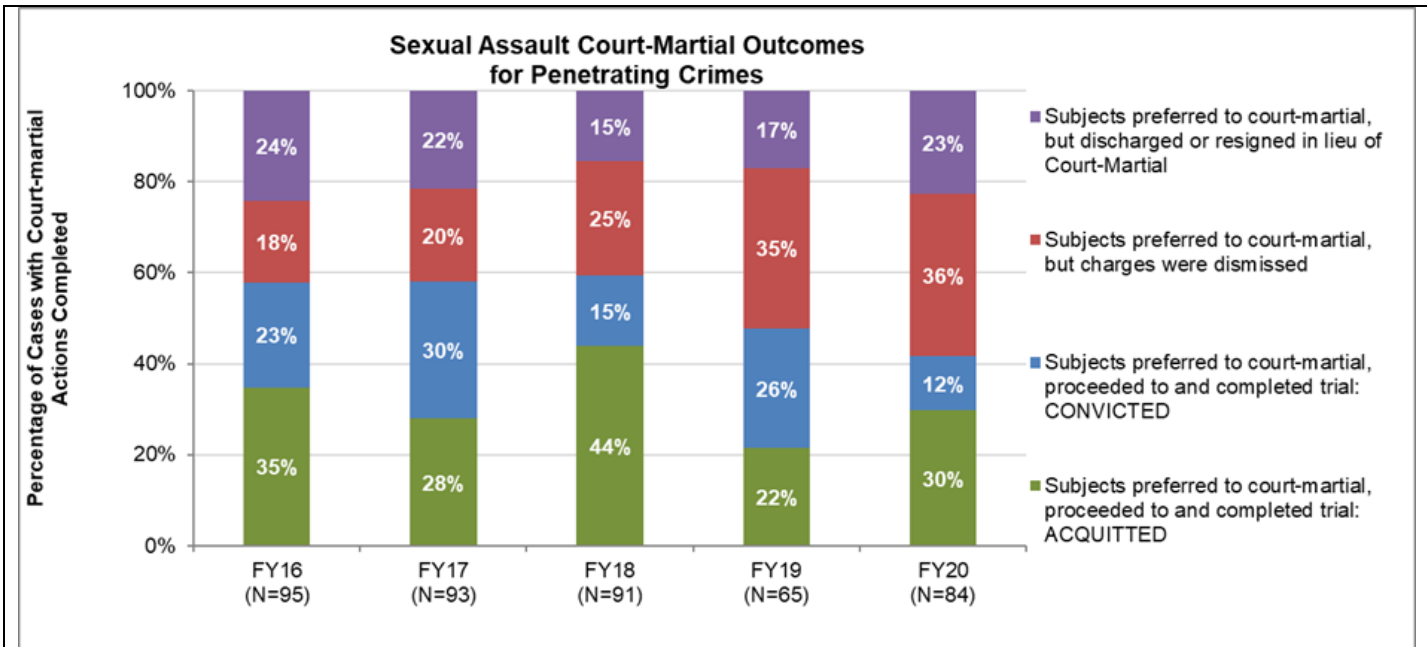


Chart 8.1.2.3.3. – Sexual Assault Court-Martial Outcomes for Penetrating Crimes

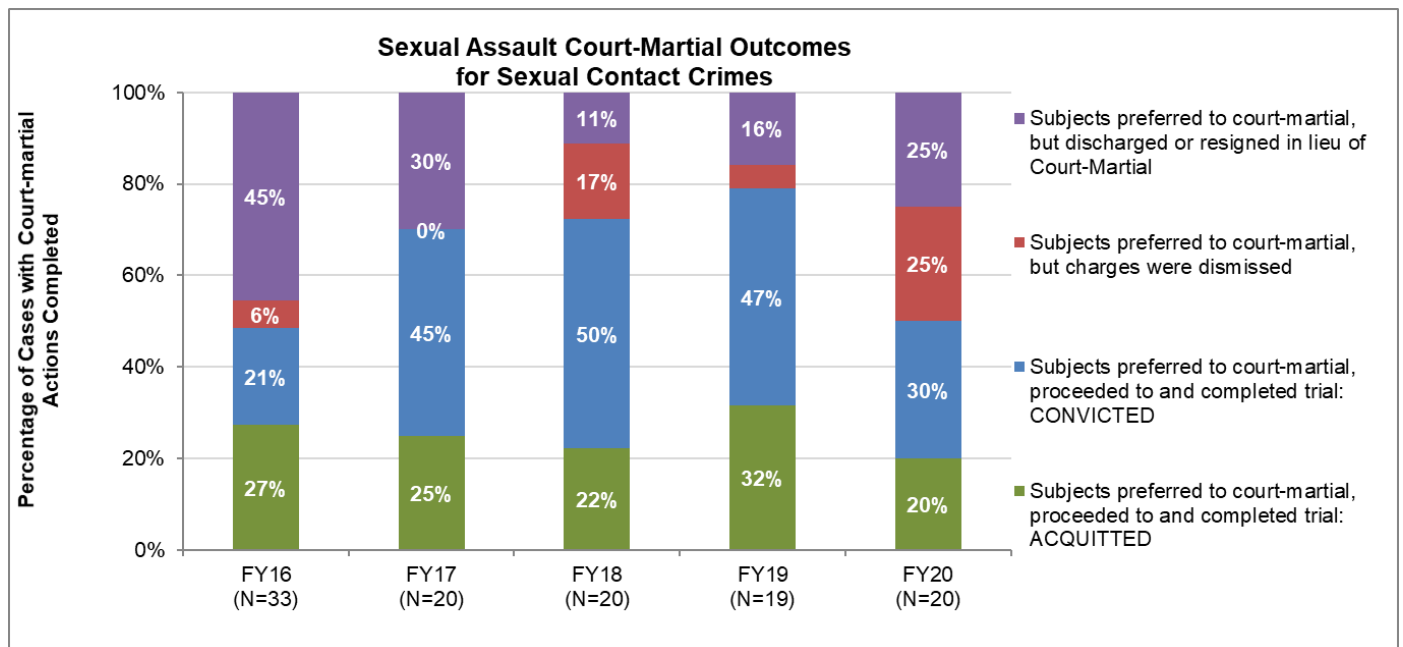


Chart 8.1.2.3.4. – Sexual Assault Court-Martial Outcomes for Sexual Contact Crimes

Duration of Investigative and Military Justice Processes

The length of a sexual assault investigation depends on a number of factors, including:

- The alleged offense;
- The location and availability of the victim, subject, and witnesses;
- The amount and kind of physical evidence gathered during the investigation; and
- The length of time required for crime laboratory analysis of evidence.

Depending on these and other factors, sexual assault investigation length may range from a few months to over a year.

Chart 8.1.2.3.5. shows the mean and median lengths of time to complete sexual assault investigations in the Department of the Air Force . The median length of investigation decreased between fiscal years 2019 and 2020 while the mean time slightly increased.

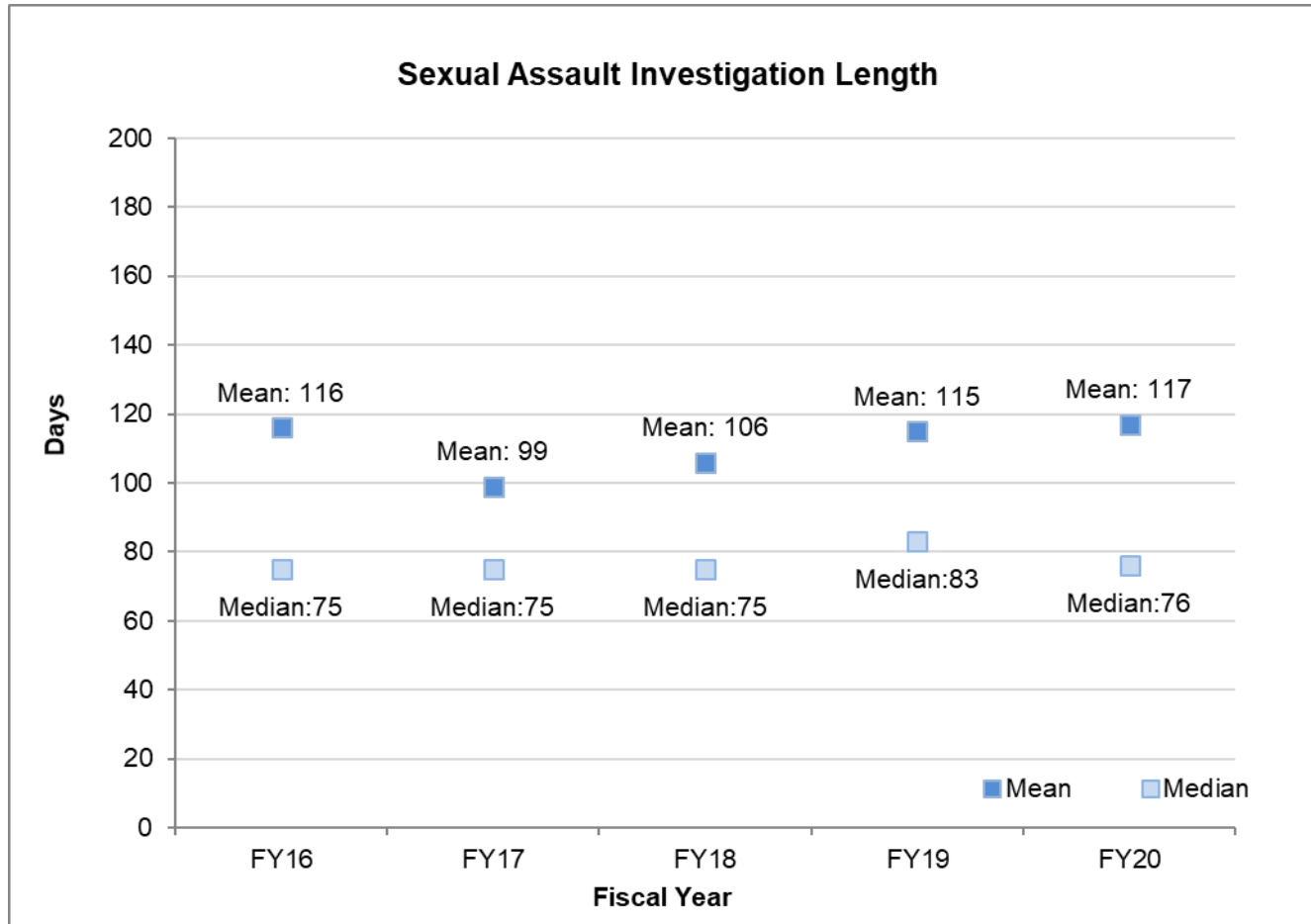


Chart 8.1.2.3.5. – Average Sexual Assault Investigation Length

Chart 8.1.2.3.6. shows the mean and median number of days from when a victim files an Unrestricted Report (i.e. signs the Department of Defense form 2910) to the completion of the Courts-Martial process, sentencing or acquittal. In fiscal year 2020, the median time from filing an unrestricted sexual assault report to completion of the Courts-Martial process was 24 days less than in 2019.

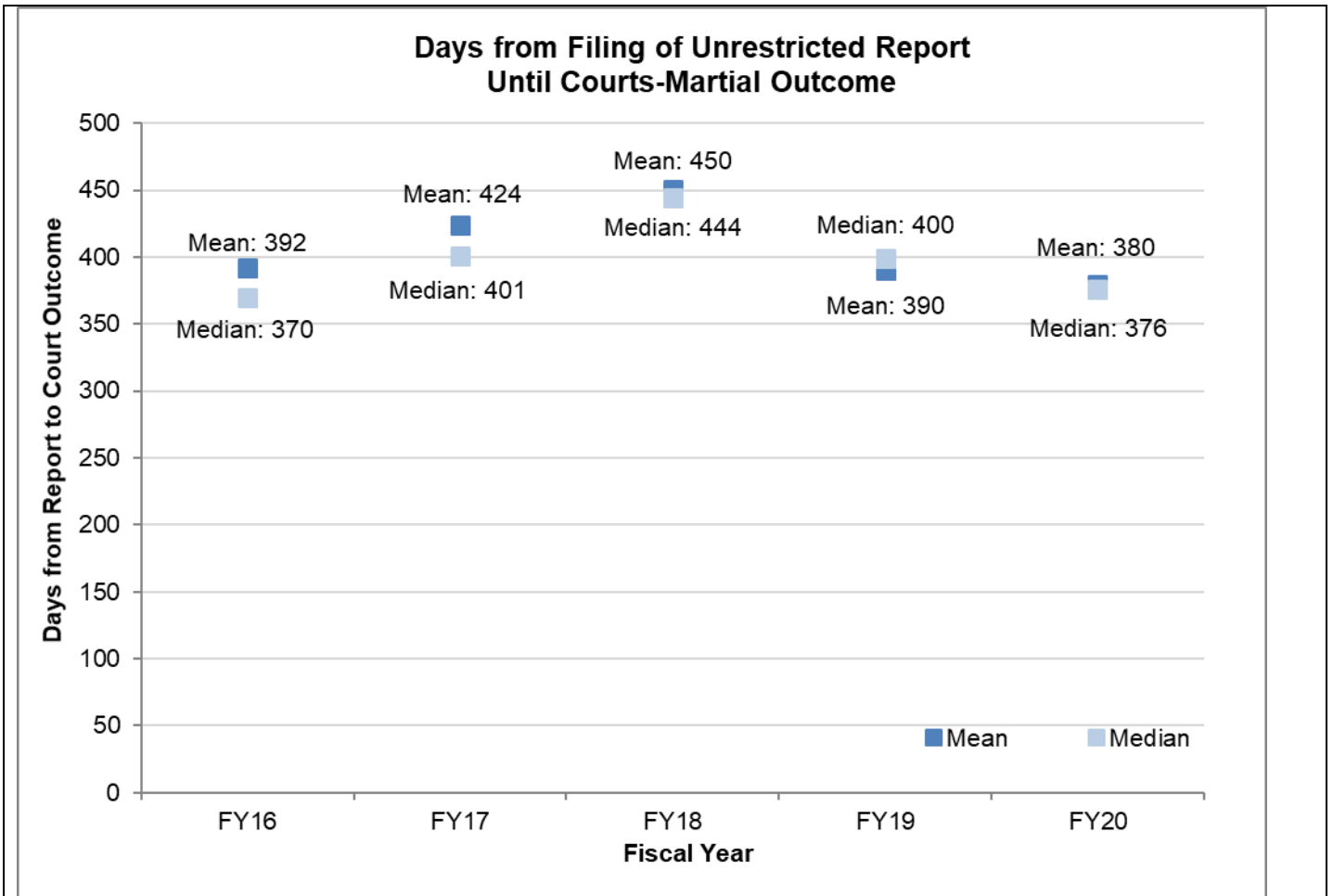


Chart 8.1.2.3.6. – Days from Filing of Unrestricted Report until Courts-Martial Outcome

Chart 8.1.2.3.7. shows the mean and median number of days from when a victim files an Unrestricted Report (i.e. signs the Department of Defense form 2910) to completion of non-judicial punishment actions. In fiscal year 2020, the median time between filing an Unrestricted Report and completion of the non-judicial punishment decreased by 12 days from fiscal year 2019.

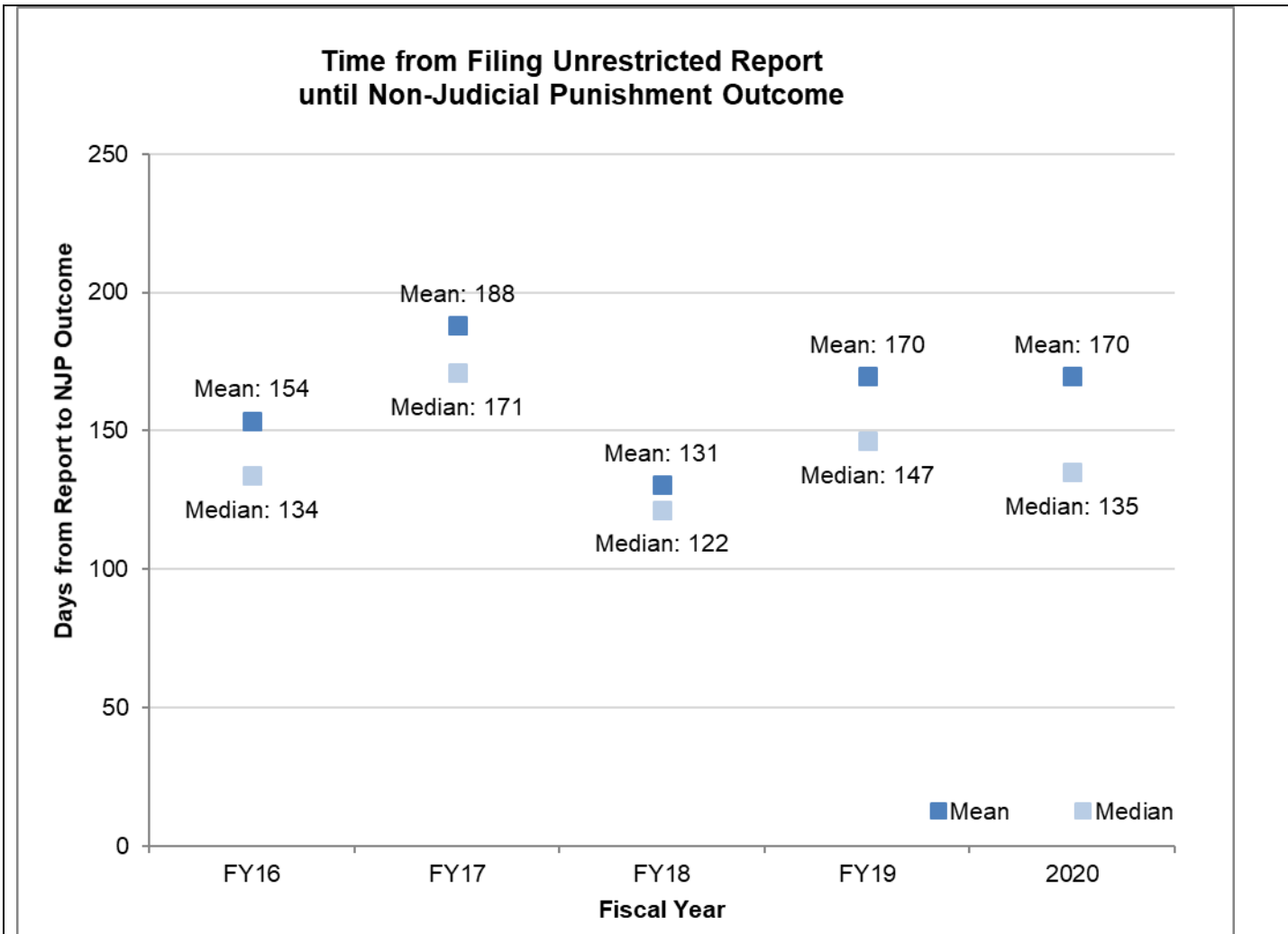


Chart 8.1.2.3.7. – Days from Filing of Unrestricted Report Until Non-Judicial Punishment Outcome

8.1.2.4. Analysis of Incident Details in Unrestricted Reports

Table 8.1.2.4.1. analyzes incident details associated with Unrestricted Reports of sexual assault by the fiscal year in which the Department of the Air Force received the sexual assault report rather than the fiscal year in which the investigation and outcome was completed as in previous sections of this report. Whereas previous sections classified unrestricted sexual assault reports by the fiscal year in which the associated investigation was completed, this section classifies sexual assault reports by the fiscal year of the filing of the report. In cases where investigations are not complete, the information provided by the victim is the basis for incident details. Table 8.1.2.4.1. does not include any sexual assault reports that were initially filed as restricted in one fiscal year but converted to unrestricted in a later fiscal year. However, it does include any sexual assault reports initially filed as restricted in one fiscal year and converted to unrestricted in the same fiscal year.

The overall number of Unrestricted Reports made to the Department of the Air Force decreased by 6% from fiscal year 2019 to fiscal year 2020, from 1123 in fiscal year 2019 to 1060 in fiscal year 2020.

Assault Location: The percentage of Unrestricted Reports in which the sexual assault occurred on base increased for the first time since fiscal year 2017, increasing from 43% in fiscal year 2019 to 51% in fiscal year 2020.

Subject-Victim Service Affiliation: Unrestricted Reports in which Service members sexually assault non-Service members has remained relatively constant between 12 and 13% in fiscal years 2017 and 2020. Unrestricted Reports in which non-Service members sexually assault Service members remained relatively constant at 5% between fiscal years 2018 and 2020.

Subject-Victim Gender: The percentage of Unrestricted Reports involving subjects and victims of different genders (i.e., males sexually assaulting females or females sexually assaulting males) increased by six percentage points, from 62% in fiscal year 2019 to 68% in fiscal year 2020. Conversely, the percentage of reports involving subjects and victims of the same gender (i.e., males sexually assaulting other males or females sexually assaulting other females) decreased by two percentage points, from 10% in fiscal year 2019 to 8% in fiscal year 2020.

Reporting Delay: The percentage of Unrestricted Reports filed within 30 days of the occurrence of the sexual assault stayed constant between fiscal year 2019 and 2020 at 46%.

Assault Day of Week and Time of Day: The percentage of Unrestricted Reports in which the sexual assault occurred on the weekend (Friday through Sunday) decreased between fiscal year 2019 and fiscal year 2020 from 60% to 57%. The percentage of Unrestricted Reports in which the sexual assault occurred between midnight and 6AM has stayed relatively consistent since fiscal year 2016 between 45% and 50%. In fiscal year 2020, 50% of the reported sexual assaults occurred between midnight and 6AM.

Incident Details for Unrestricted Reports*										
FY of Report	FY16		FY17		FY18		FY19		FY20	
	Num	%	Num	%	Num	%	Num	%	Num	%
Total Reports	905	-	1042	-	1055	-	1123		1060	
Assault Location										
On-Base	438	48.4%	537	51.5%	487	46.2%	485	43.2%	539	50.8%
Off-Base	407	45.0%	427	41.0%	491	46.5%	541	48.2%	438	41.3%
Unidentified	60	6.6%	78	7.5%	77	7.3%	97	8.6%	83	7.8%
Subject-Victim Service Affiliation										
Member on Member	427	47.2%	500	48.0%	575	54.5%	580	51.6%	613	57.8%
Member on Non-Member	142	15.7%	133	12.8%	137	13.0%	144	12.8%	126	11.9%
Non-Member on Member	41	4.5%	63	6.0%	54	5.1%	54	4.8%	56	5.3%
Unidentified on Member	25	2.8%	45	4.3%	92	8.7%	88	7.8%	75	7.1%
Relevant Data Not Available	270	29.8%	301	28.9%	197	18.7%	257	22.9%	190	17.9%
Subject-Victim Gender										
Male on Female	534	59.0%	633	60.7%	668	63.3%	669	59.6%	699	65.9%
Male on Male	71	7.8%	79	7.6%	65	6.2%	84	7.5%	61	5.8%
Female on Male	20	2.2%	26	2.5%	33	3.1%	27	2.4%	21	2.0%
Female on Female	12	1.3%	11	1.1%	19	1.8%	30	2.7%	24	2.3%
Unknown on Male	5	0.6%	7	0.7%	26	2.5%	27	2.4%	18	1.7%
Unknown on Female	11	1.2%	25	2.4%	56	5.3%	56	5.0%	45	4.2%
Multiple Mixed Gender	12	1.3%	6	0.6%	14	1.3%	11	1.0%	6	0.6%
Relevant Data Not Available	240	26.5%	255	24.5%	174	16.5%	219	19.5%	186	17.5%
Reporting Delay										
Within 3 days	232	25.6%	303	29.1%	303	28.7%	304	27.1%	259	24.4%
4-30 days	175	19.3%	203	19.5%	229	21.7%	214	19.1%	226	21.3%
31-365 days	263	29.1%	293	28.1%	305	28.9%	330	29.4%	347	32.7%
> 1 year	198	21.9%	195	18.7%	177	16.8%	229	20.4%	194	18.3%
Relevant Data Not Available	37	4.1%	48	4.6%	41	3.9%	46	4.1%	34	3.2%
Assault Time of Day										
6AM - 6PM	203	22.4%	189	18.1%	171	16.2%	204	18.2%	160	15.1%
6PM - Midnight	243	26.9%	298	28.6%	268	25.4%	308	27.4%	309	29.2%
Midnight - 6AM	407	45.0%	479	46.0%	542	51.4%	541	48.2%	529	49.9%
Unknown/Relevant Data Not Avail.	52	5.7%	76	7.3%	74	7.0%	70	6.2%	62	5.8%
Assault Day of Week										
Weekend (Fri-Sun)	488	53.9%	566	54.3%	609	57.7%	672	59.8%	607	57.3%
Weekday (Mon-Thur)	378	41.8%	428	41.1%	405	38.4%	405	36.1%	419	39.5%
Relevant Data Not Available	39	4.3%	48	4.6%	41	3.9%	46	4.1%	34	3.2%

*The counts in this table do not include prior-FY restricted reports that were converted to unrestricted in the indicated FY.

Table 8.1.2.4.1. – Incident Details for Unrestricted Reports

8.1.3. Restricted Reporting

Restricted Reports of sexual assault are confidential, covered communications as defined in Department of Defense policy. The Department of the Air Force cannot investigate allegations made in Restricted Reports because there is no requirement for victims to provide many details about these sexual assaults and SAPR personnel do not enter information about alleged subjects into DSAID. Therefore, the DSAID data on Restricted Reports is more limited than data on Unrestricted Reports.

8.1.3.1. Restricted Report Conversions

Table 8.1.3.1.1. shows the number of initially Restricted Reports, the number of initially Restricted Reports those victims converted to unrestricted in the same fiscal year, and the number of Restricted Reports remaining restricted at the end of each fiscal year.

In fiscal year 2020, 712 victims initially filed Restricted Reports with the Department of the Air Force. Of these, 146 chose to convert their Restricted Report to an Unrestricted Report in fiscal year 2020 (the unrestricted reporting sections include these reports), leaving 566 Restricted

Reports remaining restricted at the end of fiscal year 2020. The percentage of Restricted Reports that were converted decreased by 4 percentage points between fiscal years 2019 and 2020.

Restricted Report Conversions										
FY of Report	FY16		FY17		FY18		FY19		FY20	
	Num	%	Num	%	Num	%	Num	%	Num	%
Initially Restricted	524	-	535	-	628	-	694	-	712	-
Converted to Unrestricted	109	20.8%	120	22.4%	164	26.1%	172	24.8%	146	20.5%
Remaining Restricted	415	79.2%	415	77.6%	464	73.9%	522	75.2%	566	79.5%

Table 8.1.3.1.1. – Restricted Report Conversions

8.1.3.2. Analysis of Victims in Restricted Reports

Table 8.1.3.2.1. and the following discussion provides a demographic analysis of victims of sexual assault who made Restricted Reports that remained restricted through the end of the reporting fiscal year, without conversion. The unrestricted reporting section above includes converted Restricted Reports.

Gender: The portion of male and female victims in Restricted Reports remained consistent between fiscal years 2019 and 2020. The percentage of victims making a Restricted Report in 2020 who were male was 20%; this is higher than the portion of victims making Unrestricted Reports in 2020 who were male (12%).

Age at Time of Incident: There is little variation between the age distribution of individuals making Unrestricted and Restricted Reports. Victims in the 16-19 age group accounted for 24% of the Restricted Reports and 26% of Unrestricted Reports in fiscal year 2020. Victims in the 20-24 age category accounted for 43% of the Restricted Reports and 45% of the Unrestricted Reports in fiscal year 2020.

Grade: Officers make up a higher proportion of Restricted Reports compared with Unrestricted Reports. The proportion of officers making a Restricted Report in fiscal year 2020 was 10% compared with 6% of the Unrestricted Reports. Senior enlisted Airmen and Guardians (E5-E9) also make up a higher proportion of Restricted Reports compared with Unrestricted Reports. Senior enlisted Airmen and Guardians make up 24% of the Restricted Reports in fiscal year 2020 compared with 15% of the Unrestricted Reports.

Victim Demographics in Restricted Reports										
FY of Report	FY16		FY17		FY18		FY19		FY20	
	Num	%	Num	%	Num	%	Num	%	Num	%
Total Victims	415	-	415	-	464	-	522	-	566	-
Gender										
Male	74	17.8%	55	13.3%	93	20.0%	105	20.1%	112	19.8%
Female	341	82.2%	358	86.3%	371	80.0%	417	79.9%	454	80.2%
Relevant Data Not Available	0	0.0%	2	0.5%	0	0.0%	0	0.0%	0	0.0%
Age (Time of Incident)										
0-15	33	8.0%	25	6.0%	29	6.3%	27	5.2%	44	7.8%
16-19	87	21.0%	109	26.3%	85	18.3%	119	22.8%	136	24.0%
20-24	157	37.8%	177	42.7%	205	44.2%	228	43.7%	245	43.3%
25-34	103	24.8%	88	21.2%	122	26.3%	118	22.6%	117	20.7%
35-49	23	5.5%	15	3.6%	23	5.0%	24	4.6%	20	3.5%
50-64	1	0.2%	1	0.2%	0	0.0%	1	0.2%	0	0.0%
65+	0	0.0%	0	0.0%	0	0.0%	0	0.0%	0	0.0%
Relevant Data Not Available	11	2.7%	0	0.0%	0	0.0%	5	1.0%	4	0.7%
Military Affiliation										
Military	400	96.4%	396	95.4%	447	96.3%	503	96.4%	550	97.2%
Non-military	14	3.4%	17	4.1%	17	3.7%	18	3.4%	16	2.8%
Relevant Data Not Available	1	0.2%	2	0.5%	0	0.0%	1	0.2%	0	0.0%
Duty Status (Military Victims)										
Active Duty	354	88.5%	365	92.2%	408	91.3%	444	88.3%	490	89.1%
Reserve (Activated)	25	6.3%	15	3.8%	21	4.7%	28	5.6%	33	6.0%
National Guard (Activated - Title 10)	5	1.3%	7	1.8%	4	0.9%	8	1.6%	4	0.7%
Cadet/Prep School Student	16	4.0%	9	2.3%	14	3.1%	23	4.6%	23	4.2%
Relevant Data Not Available	0	0.0%	0	0.0%	0	0.0%	0	0.0%	0	0.0%
Grade (Military Victims)										
C-1 to C-4 & Prep School	16	4.0%	9	2.3%	14	3.1%	23	4.6%	23	4.2%
E-1 to E-4	250	62.5%	264	66.7%	264	59.1%	310	61.6%	341	62.0%
E-5 to E-9	94	23.5%	84	21.2%	122	27.3%	114	22.7%	133	24.2%
WO1-WO5	0	0.0%	0	0.0%	1	0.2%	0	0.0%	0	0.0%
O-1 to O-3	28	7.0%	31	7.8%	34	7.6%	35	7.0%	42	7.6%
O-4 to O-10	12	3.0%	8	2.0%	12	2.7%	21	4.2%	11	2.0%
Relevant Data Not Available	0	0.0%	0	0.0%	0	0.0%	0	0.0%	0	0.0%

Table 8.1.3.2.1. – Victim Demographics in Restricted Reports

8.1.3.3. Analysis of Incident Details in Restricted Reports

Table 8.1.3.3.1. provides analysis of the incident details for Restricted Reports that remained restricted at the end of each fiscal year.

Incident Details for Restricted Reports										
FY of Report	FY16		FY17		FY18		FY19		FY20	
	Num	%	Num	%	Num	%	Num	%	Num	%
Total Reports	415	-	415	-	464	-	522	-	566	-
Incident Location										
On-Base	124	29.9%	140	33.7%	147	31.7%	180	34.5%	205	36.2%
Off-Base	220	53.0%	230	55.4%	240	51.7%	289	55.4%	290	51.2%
Unidentified/Relevant Data Not Avail.	71	17.1%	45	10.8%	77	16.6%	53	10.2%	71	12.5%
Subject-Victim Military Affiliation										
Member on Member	185	44.6%	204	49.2%	265	57.1%	302	57.9%	340	60.1%
Member on Non-Member	14	3.4%	17	4.1%	17	3.7%	18	3.4%	16	2.8%
Non-Member on Member	106	25.5%	130	31.3%	105	22.6%	131	25.1%	130	23.0%
Unidentified on Member	46	11.1%	61	14.7%	77	16.6%	70	13.4%	80	14.1%
Relevant Data Not Available	64	15.4%	3	0.7%	0	0.0%	1	0.2%	0	0.0%
Reporting Delay										
Within 3 days	85	20.5%	79	19.0%	101	21.8%	104	19.9%	107	18.9%
4-30 days	54	13.0%	54	13.0%	89	19.2%	95	18.2%	70	12.4%
31-365 days	60	14.5%	82	19.8%	75	16.2%	95	18.2%	105	18.6%
> 1 year	119	28.7%	116	28.0%	102	22.0%	124	23.8%	163	28.8%
Relevant Data Not Available	97	23.4%	84	20.2%	97	20.9%	104	19.9%	121	21.4%
Assault Time of Day										
6AM - 6PM	45	10.8%	48	11.6%	50	10.8%	62	11.9%	75	13.3%
6PM - Midnight	177	42.7%	176	42.4%	187	40.3%	231	44.3%	219	38.7%
Midnight - 6AM	129	31.1%	140	33.7%	153	33.0%	171	32.8%	185	32.7%
Unknown/Relevant Data Not Avail	64	15.4%	51	12.3%	74	15.9%	58	11.1%	88	15.5%
Assault Day of Week										
Weekend (Fri-Sun)	185	44.6%	227	54.7%	241	51.9%	270	51.7%	273	48.2%
Weekday (Mon-Thur)	141	34.0%	106	25.5%	129	27.8%	151	28.9%	174	30.7%
Relevant Data Not Available	89	21.4%	82	19.8%	94	20.3%	101	19.3%	119	21.0%

Table 8.1.3.3.1. – Incident Details for Restricted Reports

8.1.4. Service Referrals for Victims of Sexual Assault

Table 8.1.4.1. analyzes service referrals for Unrestricted Reports. The number of referrals continues to increase from year-to-year. Referrals increased by 25% between fiscal years 2019 and 2020 compared with a decrease in Unrestricted Reports over the same time. The most common service referrals for Unrestricted Reports were Legal, Victim Advocate, and Mental Health.

Service Referrals for Unrestricted Reports										
FY of Service Referral	FY16		FY17		FY18		FY19		FY20	
	Num	%	Num	%	Num	%	Num	%	Num	%
Total Service Referrals	1,429	-	1,760	-	2,057	-	2,626	-	3,287	-
Type of Service										
Medical	124	8.7%	161	9.1%	148	7.2%	264	10.1%	337	10.3%
Mental Health	298	20.9%	370	21.0%	383	18.6%	475	18.1%	583	17.7%
Legal	302	21.1%	368	20.9%	458	22.3%	567	21.6%	649	19.7%
Chaplain/Spiritual Support	187	13.1%	238	13.5%	257	12.5%	329	12.5%	427	13.0%
Rape Crisis Center	47	3.3%	34	1.9%	52	2.5%	82	3.1%	110	3.3%
Victim Advocate	295	20.6%	350	19.9%	474	23.0%	519	19.8%	640	19.5%
DoD Safe Helpline	110	7.7%	145	8.2%	211	10.3%	269	10.2%	365	11.1%
Other	66	4.6%	94	5.3%	74	3.6%	121	4.6%	176	5.4%

Table 8.1.4.1. – Service Referrals for Unrestricted Reports

Table 8.1.4.2. analyzes service referrals for Restricted Reports. The most common service referrals for Restricted Reports were Mental Health and Victim Advocate.

Service Referrals for Restricted Reports										
FY of Service Referral	FY16		FY17		FY18		FY19		FY20	
	Num	%	Num	%	Num	%	Num	%	Num	%
Total Service Referrals	919	-	889	-	1104	-	1524	-	1775	-
Type of Service										
Medical	93	10.1%	83	9.3%	110	10.0%	175	11.5%	182	10.3%
Mental Health	239	26.0%	226	25.4%	251	22.7%	326	21.4%	307	17.3%
Legal	119	12.9%	127	14.3%	151	13.7%	230	15.1%	205	11.5%
Chaplain/Spiritual Support	151	16.4%	145	16.3%	155	14.0%	210	13.8%	259	14.6%
Rape Crisis Center	31	3.4%	29	3.3%	39	3.5%	52	3.4%	9	0.5%
Victim Advocate	159	17.3%	168	18.9%	231	20.9%	293	19.2%	510	28.7%
DoD Safe Helpline	81	8.8%	77	8.7%	111	10.1%	170	11.2%	177	10.0%
Other	46	5.0%	34	3.8%	56	5.1%	68	4.5%	126	7.1%

Table 8.1.4.2. – Service Referrals for Restricted Reports

8.2 Complete the following table with your numbers as of the end of the fiscal year. Use the job/duty descriptions provided and the following inclusion criteria:

- Include all Reserve and Active Duty military personnel. Army and Air Force do not need to include their respective National Guard component information as it will be included in the National Guard Bureau’s response.
- Include civilian and contractor personnel, as applicable
- Only include filled positions
- Indicate the number of full-time and part-time personnel
- Provide the exact number of current personnel, whenever possible. If the number is an estimate, indicate how the estimate was reached and any other relevant information.

(DoDI 6495.02, “Sexual Assault Prevention and Response (SAPR) Program Procedures,” (May 24, 2017), Encl 2, para 6ac)

Job/Duty Title	Description of Job/Duty	Full-Time	Part-Time
Program Managers	Capability in developing policy, or program management and execution; and completion of 40+ hours of Military Service-specific National Advocate Credentialing Program and approved SARC training.	16	1
Dedicated Headquarters-Level Professionals	Include policy, advocacy, and prevention professionals who support the headquarters-level SAPR program offices at each Military Service/National Guard Bureau (<i>not including program managers, who are counted in their own category</i>).	30	0
Uniformed SARCs	Serve as the single point of contact at an installation or within a geographic area to oversee sexual assault awareness, prevention, and response training; coordinate medical treatment, including emergency care, for victims of sexual assault; and track the services provided to victims from the	46	40

	initial report through final disposition and resolution. Certified under the nationally-accredited DoD Sexual Assault Advocate Certification Program (D-SAACP).		
Civilian SARCs	See above.	94	1
Uniformed SAPR-VAs	Provide non-clinical crisis intervention, referral, and ongoing non-clinical support to adult sexual assault victims; offer information on available options/resources to victims; coordinate liaison assistance with other organizations and agencies on victim care matters; and report directly to the SARC. Certified under the nationally-accredited D-SAACP.	1	928
Civilian SAPR-VAs	See above.	111	0
Sexual Assault-Specific Legal	Legal personnel who specialize in sexual assault cases including prosecutors, Victim Witness Assistance Program personnel, paralegals, legal experts, and Special Victims' Counsel/Victims' Legal Counsel.	Special Victims' Counsel – 57 Special Victims' Paralegals – 51 Prosecutors – 11 Headquarters VWAP personnel – 2 (dedicated full-time) VWAP Personnel – 158 (personnel assigned VWAP responsibilities in addition to other assigned duties)	Prosecutor – 1
Sexual Assault – Specific Investigators	Military Criminal Investigation Office investigators who specialize in sexual assault cases.	24	0

Sexual Assault Medical Forensic Examiners	Medical providers that have completed the DoD course at Fort Sam Houston, or equivalent.	0	37
---	--	----------	-----------

Unrestricted Reports

AIR FORCE FY20 UNRESTRICTED REPORTS OF SEXUAL ASSAULTS IN THE MILITARY		
<p>A. FY20 REPORTS OF SEXUAL ASSAULT (rape, sexual assault, aggravated sexual contact, abusive sexual contact, forcible sodomy, and attempts to commit these offenses) BY or AGAINST Service Members. Note: The data on this page is raw, uninvestigated information about allegations received during FY20. These Reports may not be fully investigated by the end of the fiscal year. This data is drawn from Defense Sexual Assault Database (DSAID) based on Service affiliation of the Sexual Assault Response Coordinator (SARC) who currently manages the Victim case.</p>		FY20 Totals
# FY20 Unrestricted Reports (one Victim per report)		1060
# Service Member Victims		933
# Non-Service Member Victims in allegations against Service Member Subject		126
# Relevant Data Not Available		1
# Unrestricted Reports in the following categories		1060
# Service Member on Service Member		613
# Service Member on Non-Service Member		126
# Non-Service Member on Service Member		56
# Unidentified Subject on Service Member		75
# Relevant Data Not Available		190
# Unrestricted Reports of sexual assault occurring		1060
# On military installation		539
# Off military installation		438
# Unidentified location		83
# Victim in Unrestricted Reports Referred for Investigation		1060
# Victims in investigations initiated during FY20		942
# Victims with Investigations pending completion at end of 30-SEP-2020		218
# Victims with Completed Investigations at end of 30-SEP-2020		724
# Victims with Investigative Data Forthcoming		23
# Victims where investigation could not be opened by DoD or Civilian Law Enforcement		95
# Victims - Alleged perpetrator not subject to the UCMJ		20
# Victims - Crime was beyond statute of limitations		0
# Victims - Unrestricted Reports for Matters Occurring Prior to Military Service		14
# Victims - Other		61
# All Restricted Reports received in FY20 (one Victim per report)		712
# Converted from Restricted Report to Unrestricted Report* (report made this year and converted this year)		146
# Restricted Reports Remaining Restricted at end of FY20		566
B. DETAILS OF UNRESTRICTED REPORTS FOR FY20		
	FY20 Totals	FY20 Totals for Service Member Victim Cases
Length of time between sexual assault and Unrestricted Report	1060	933
# Reports made within 3 days of sexual assault	259	227
# Reports made within 4 to 10 days after sexual assault	125	110
# Reports made within 11 to 30 days after sexual assault	101	88
# Reports made within 31 to 365 days after sexual assault	347	305
# Reports made longer than 365 days after sexual assault	194	167
# Relevant Data Not Available	34	32
Time of sexual assault	1060	933
# Midnight to 6 am	529	460
# 6 am to 6 pm	160	144
# 6 pm to midnight	309	272
# Unknown	30	28
# Relevant Data Not Available	32	29
Day of sexual assault	1060	933
# Sunday	161	145
# Monday	124	105
# Tuesday	98	86
# Wednesday	93	78
# Thursday	104	88
# Friday	217	193
# Saturday	229	200
# Relevant Data Not Available	34	32

Unrestricted Reports (continued)

C. UNRESTRICTED REPORTS OF SEXUAL ASSAULTS BY OR AGAINST SERVICE MEMBERS (VICTIM AND SUBJECT GENDER)											
	Male on Female	Male on Male	Female on Male	Female on Female	Unknown on Male	Unknown on Female	Multiple Mixed Gender Assault	Relevant Data Not Available	FY20 Totals		
	699	61	21	24	18	45	6	186	1060		
# Service Member on Service Member	517	51	17	20	0	0	4	4	613		
# Service Member on Non-Service Member	118	3	1	0	0	0	1	3	126		
# Non-Service Member on Service Member	42	5	2	2	0	1	0	4	56		
# Unidentified Subject on Service Member	9	2	1	0	18	44	0	1	75		
# Relevant Data Not Available	13	0	0	2	0	0	1	174	190		
FY20 UNRESTRICTED REPORTS OF SEXUAL ASSAULT BY MATTER INVESTIGATED TYPE (May not reflect what crimes can be charged upon completion of investigation)											
UNRESTRICTED REPORTS MADE IN FY20											
D. UNRESTRICTED REPORTS OF SEXUAL ASSAULTS BY OR AGAINST SERVICE MEMBERS (MOST SERIOUS CRIME ALLEGED, AS CATEGORIZED BY THE MILITARY CRIMINAL INVESTIGATIVE ORGANIZATION)	Penetrating Offenses				Contact Offenses						
	Rape (Art. 120)	Aggravated Sexual Assault (Oct07-Jun12)	Sexual Assault (After Jun12) (Art. 120)	Forcible Sodomy (Art. 125)	Aggravated Sexual Contact (Art. 120)	Abusive Sexual Contact (Art.120)	Wrongful Sexual Contact (Oct07-Jun12) (Art. 120)	Indecent Assault (Art. 134) (Pre-FY08)	Attempts to Commit Offenses (Art. 80)	Offense Code Data Not Available	FY20 Totals
D1.	90	1	441	2	19	402	1	3	13	88	1060
# Service Member on Service Member	23	0	292	0	5	282	0	0	6	5	613
# Service Member on Non-Service Member	17	0	63	0	0	42	0	0	1	3	126
# Non-Service Member on Service Member	10	0	20	0	3	20	1	0	0	2	56
# Unidentified Subject on Service Member	14	1	36	0	2	13	0	0	3	4	75
# Relevant Data Not Available	26	0	26	2	9	45	0	3	3	74	190
D2.											
TOTAL Service Member Victims in FY20 Reports	73	1	377	2	19	360	1	3	12	85	933
# Service Member Victims: Female	63	1	343	1	16	298	1	3	9	72	807
# Service Member Victims: Male	10	0	34	1	3	62	0	0	3	13	126
# Relevant Data Not Available	0	0	0	0	0	0	0	0	0	0	0
TIME OF INCIDENT BY OFFENSE TYPE FOR UNRESTRICTED REPORTS OF SEXUAL ASSAULT MADE IN FY20											
D3. Time of sexual assault	90	1	441	2	19	402	1	3	13	88	1060
# Midnight to 6 am	52	1	253	0	5	190	1	0	6	20	529
# 6 am to 6 pm	9	0	56	1	3	74	0	2	3	12	160
# 6 pm to midnight	21	0	128	1	6	131	0	1	4	17	309
# Unknown	7	0	7	0	1	7	0	0	0	8	30
# Relevant Data Not Available	1	0	0	0	0	0	0	0	0	31	32
D4. Day of sexual assault	90	1	441	2	19	402	1	3	13	88	1060
# Sunday	25	0	79	0	3	42	0	0	1	11	161
# Monday	5	0	54	0	1	56	0	2	2	4	124
# Tuesday	12	0	38	1	2	36	0	0	3	6	98
# Wednesday	6	1	37	0	6	35	1	0	1	6	93
# Thursday	7	0	45	0	0	44	0	1	1	6	104
# Friday	13	0	86	1	5	101	0	0	1	10	217
# Saturday	21	0	102	0	2	88	0	0	4	12	229
# Relevant Data Not Available	1	0	0	0	0	0	0	0	0	33	34

Unrestricted Reports (continued)

E. SUMMARY OF UNRESTRICTED REPORTS WITH INVESTIGATIONS	FY20 Totals
E1. Subjects in Unrestricted Reports Made to Your Service with Investigation Initiated During FY20	
Note: This data is drawn from DSAID based on Service affiliation of the SARC who currently manages the Victim case associated with the investigation and Subject below.	
# Investigations Initiated during FY20	853
# Investigations Completed as of FY20 End (group by MCIO #)	599
# Investigations Pending Completion as of FY20 End (group by MCIO #)	254
# Subjects in investigations Initiated During FY20	876
# Service Member Subjects investigated by CID	14
# Your Service Member Subjects investigated by CID	0
# Other Service Member Subjects investigated by CID	14
# Service Member Subjects investigated by NCIS	12
# Your Service Member Subjects investigated by NCIS	0
# Other Service Member Subjects investigated by NCIS	12
# Service Member Subjects investigated by AFOSI	652
# Your Service Member Subjects investigated by AFOSI	646
# Other Service Member Subjects investigated by AFOSI	6
# Non-Service Member Subjects in Service Investigations	36
Note: Non-Service Member Subjects are drawn from all CID, NCIS and AFOSI investigations involving a Victim supported by your Service.	
# Unidentified Subjects in Service Investigations	82
Note: Unidentified Subjects are drawn from all CID, NCIS and AFOSI investigations involving a Victim supported by your Service.	
# Service Member Subjects investigated by Civilian or Foreign Law Enforcement	14
Note: Service Member Subjects are drawn from Civilian or Foreign Law Enforcement investigations involving a Victim supported by your	
# Your Service Member Subjects investigated by Civilian or Foreign Law Enforcement	13
# Other Service Member Subjects investigated by Civilian or Foreign Law Enforcement	1
# Non-Service Member Subjects in Civilian or Foreign Law Enforcement Investigations involving a Victim supported by your Service	16
# Unidentified Subjects in Civilian or Foreign Law Enforcement Investigations involving a Victim supported by your Service	4
# Subject or Investigation Relevant Data Not Available	46
E2. Service Investigations Completed during FY20	
Note: The following data is drawn from DSAID and describes criminal investigations completed during the FY20. These investigations may have been initiated during the FY20 or any prior FY.	
# Total Investigations completed by Services during FY20 (Group by MCIO Case Number)	813
# Of these investigations with more than one Victim	64
# Of these investigations with more than one Subject	64
# Of these investigations with more than one Victim and more than one Subject	7
# Subjects in investigations completed during FY20 involving a Victim supported by your Service	881
# Service Member Subjects investigated by CID	18
# Your Service Member Subjects investigated by CID	2
# Other Service Member Subjects investigated by CID	16
# Service Member Subjects investigated by NCIS	14
# Your Service Member Subjects investigated by NCIS	0
# Other Service Member Subjects investigated by NCIS	14
# Service Member Subjects investigated by AFOSI	665
# Your Service Member Subjects investigated by AFOSI	659
# Other Service Member Subjects investigated by AFOSI	6
# Non-Service Member Subjects in completed Service Investigations involving a Victim supported by your Service	38
# Unidentified Subjects in completed Service Investigations involving a Victim supported by your Service	85
# Subject Relevant Data Not Available	61
# Victims in investigations completed during FY20, supported by your Service	906
# Service Member Victims in CID investigations	19
# Your Service Member Victims in CID investigations	14
# Other Service Member Victims in CID investigations	5
# Service Member Victims in NCIS investigations	13
# Your Service Member Victims in NCIS investigations	8
# Other Service Member Victims in NCIS investigations	5
# Service Member Victims in AFOSI investigations	742
# Your Service Member Victims in AFOSI investigations	741
# Other Service Member Victims in AFOSI investigations	1
# Non-Service Member Victims in completed Service Investigations, supported by your Service	130
# Victim Relevant Data Not Available	2

Unrestricted Reports (continued)

E3. Subjects and Victims in Investigations Completed by US Civilian and Foreign Agencies during FY20	
Note: This data is entered by your Service SARC for cases supported by your Service.	
# Total Investigations completed by US Civilian and Foreign Law Enforcement during FY20 (Group by MCIO Case Number)	21
# Of these investigations with more than one Victim	1
# Of these investigations with more than one Subject	1
# Of these investigations with more than one Victim and more than one Subject	1
# Subjects in investigations completed during FY20 involving a Victim supported by your Service	21
# Service Member Subjects investigated by Civilian and Foreign Law Enforcement	5
# Your Service Member Subjects investigated by Civilian and Foreign Law Enforcement	5
# Other Service Member Subjects investigated by Civilian and Foreign Law Enforcement	0
# Non-Service Member Subjects in Civilian and Foreign Law Enforcement Investigations involving a Victim supported by your Service	13
# Unidentified Subjects in Civilian and Foreign Law Enforcement Investigations involving a Victim supported by your Service	3
# Subject Relevant Data Not Available	0
# Victims in investigations completed during FY20, supported by your Service	22
# Service Member Victims in Civilian and Foreign Law Enforcement investigations	20
# Your Service Member Victims in Civilian and Foreign Law Enforcement investigations	20
# Other Service Member Victims in Civilian and Foreign Law Enforcement investigations	0
# Non-Service Member Victims in Civilian and Foreign Law Enforcement Investigations in a case supported by your Service	2
# Victim Relevant Data Not Available	0
E4. Subjects and Victims in Investigations Completed by Military Police/Security Forces/Master At Arms/Marine Corps CID (MPs) during FY20	
(all organizations regardless of name are abbreviated below as "MPs")	
Note: This data is entered by your Service SARC for cases supported by your Service.	
Note: As of 1 Jan 2013, all sexual assault investigations are referred to MCIO for investigation. This section captures remaining Subjects from investigations opened in prior years by Military Police/Security Forces/Master At Arms/Marine Corps CID.	
# Total Investigations completed by MPs during FY20 (Group by MCIO Case Number)	0
# Of these investigations with more than one Victim	0
# Of these investigations with more than one Subject	0
# Of these investigations with more than one Victim and more than one Subject	0
# Subjects in MP investigations completed during FY20 involving a Victim supported by your Service	0
# Service Member Subjects investigated by MPs	0
# Your Service Member Subjects investigated by MPs	0
# Other Service Member Subjects investigated by MPs	0
# Non-Service Member Subjects in MPs involving a Victim supported by your Service	0
# Unidentified Subjects in MPs involving a Victim supported by your Service	0
# Subject Relevant Data Not Available	0
# Victims in MP investigations completed during FY20, supported by your Service	0
# Service Member Victims in MP investigations	0
# Your Service Member Victims in MP investigations	0
# Other Service Member Victims in MP investigations	0
# Non-Service Member Victims in MP Investigations, supported by your Service	0
# Victim Relevant Data Not Available	0

Victims in Investigations Completed in FY20	Victim Data From Investigations completed during FY20										
	Penetrating Offenses				Contact Offenses				Attempts to Commit Offenses (Art. 80)	Offense Code Data Not Available	FY20 Totals
	Rape (Art. 120)	Aggravated Sexual Assault (Oct07-Jun12)	Sexual Assault (After Jun12) (Art. 120)	Forcible Sodomy (Art. 125)	Aggravated Sexual Contact (Art. 120)	Abusive Sexual Contact (Art.120)	Wrongful Sexual Contact (Oct07-Jun12) (Art. 120)	Indecent Assault (Art. 134) (Pre-FY08)			
F. DEMOGRAPHICS ON VICTIMS IN INVESTIGATIONS COMPLETED IN FY20 (Investigation Completed within the reporting period. These investigations may have been opened in current or prior Fiscal Years)											
F1. Gender of Victims	67	3	436	2	10	372	1	1	19	17	928
# Male	9	0	37	1	2	56	0	0	3	3	111
# Female	58	3	398	1	8	316	1	1	16	14	816
# Unknown	0	0	1	0	0	0	0	0	0	0	1
F2. Age of Victims	67	3	436	2	10	372	1	1	19	17	928
# 0-15	0	0	2	0	0	0	0	0	1	0	4
# 16-19	18	2	121	0	1	95	0	0	5	3	245
# 20-24	31	1	201	2	3	162	0	0	9	6	415
# 25-34	14	0	64	0	4	62	0	0	2	2	148
# 35-49	1	0	6	0	0	10	0	0	0	0	17
# 50-64	0	0	1	0	0	0	0	0	0	0	1
# 65 and older	0	0	0	0	0	0	0	0	0	0	0
# Unknown	3	0	41	0	2	42	1	1	2	6	98
F3. Victim Type	67	3	436	2	10	372	1	1	19	17	928
# Service Member	50	3	361	2	9	333	1	1	18	16	794
# DoD Civilian	0	0	2	0	0	1	0	0	0	0	3
# DoD Contractor	0	0	2	0	0	3	0	0	0	0	5
# Other US Government Civilian	0	0	2	0	0	0	0	0	0	0	2
# US Civilian	16	0	64	0	1	34	0	0	1	1	117
# Foreign National	1	0	3	0	0	0	0	0	0	0	4
# Foreign Military	0	0	0	0	0	1	0	0	0	0	1
# Unknown	0	0	2	0	0	0	0	0	0	0	2
F4. Grade of Service Member Victims	50	3	361	2	9	333	1	1	18	16	794
# E1-E4	30	1	283	1	5	257	0	0	14	11	602
# E5-E9	14	2	44	1	4	49	1	0	3	4	122
# W01-W05	0	0	0	0	0	0	0	0	0	0	0
# O1-O3	5	0	16	0	0	18	0	0	0	0	39
# O4-O10	1	0	3	0	0	2	0	1	0	1	8
# Cadet/Midshipman	0	0	15	0	0	5	0	0	1	0	21
# Academy Prep School Student	0	0	0	0	0	2	0	0	0	0	2
# Unknown	0	0	0	0	0	0	0	0	0	0	0
F5. Service of Service Member Victims	50	3	361	2	9	333	1	1	18	16	794
# Army	0	0	2	0	0	1	0	1	0	1	5
# Navy	11	0	2	0	0	2	0	0	0	0	15
# Marines	0	0	1	0	0	0	0	0	0	0	1
# Air Force	49	3	356	2	9	330	1	0	18	15	783
# Coast Guard	0	0	0	0	0	0	0	0	0	0	0
# Unknown	0	0	0	0	0	0	0	0	0	0	0
F6. Status of Service Member Victims	50	3	361	2	9	333	1	1	18	16	794
# Active Duty	46	3	330	2	8	315	0	0	17	14	735
# Reserve (Activated)	4	0	14	0	1	9	1	1	0	2	32
# National Guard (Activated - Title 10)	0	0	2	0	0	2	0	0	0	0	4
# Cadet/Midshipman	0	0	15	0	0	5	0	0	1	0	21
# Academy Prep School Student	0	0	0	0	0	2	0	0	0	0	2
# Unknown	0	0	0	0	0	0	0	0	0	0	0

6. DEMOGRAPHICS ON SUBJECTS IN INVESTIGATIONS COMPLETED IN FY20 (Investigation Completed within the reporting period. These investigations may have been opened in current or prior Fiscal Years)	Subject Data From Investigations completed during FY20										FY20 Totals
	Penetrating Offenses				Contact Offenses				Attempts to Commit Offenses (Art. 80)	Offense Code Data Not Available	
	Rape (Art. 120)	Aggravated Sexual Assault (Oct07-Jun12)	Sexual Assault (After Jun12) (Art. 120)	Forcible Sodomy (Art. 125)	Aggravated Sexual Contact (Art. 120)	Abusive Sexual Contact (Art.120)	Wrongful Sexual Contact (Oct07-Jun12) (Art. 120)	Indecent Assault (Art. 134) (Pre-FY08)			
G1. Gender of Subjects	78	9	431	1	8	342	1	1	19	12	902
# Male	54	1	361	1	5	302	1	1	12	4	742
# Female	3	0	24	0	0	24	0	0	0	1	52
# Unknown	16	3	35	0	3	10	0	0	6	6	79
# Relevant Data Not Available	5	5	11	0	0	6	0	0	1	1	29
G2. Age of Subjects	78	9	431	1	8	342	1	1	19	12	902
# 0-15	0	0	2	0	0	1	0	0	0	0	3
# 16-19	7	1	52	0	0	45	0	0	4	0	109
# 20-24	24	2	196	0	3	125	0	0	5	1	356
# 25-34	16	0	102	0	0	107	0	1	3	0	229
# 35-49	4	0	17	0	0	40	1	0	1	1	64
# 50-64	0	0	2	0	0	4	0	0	0	0	6
# 65 and older	14	3	32	0	2	10	0	0	4	6	71
# Unknown	4	0	8	1	3	2	0	0	2	1	21
# Relevant Data Not Available	9	3	20	0	0	8	0	0	3	3	43
G3. Subject Type	78	9	432	1	8	342	1	1	19	12	903
# Service Member	42	1	345	0	3	295	0	1	12	3	702
# Drill Instructors/Drill Sergeants	0	0	0	0	0	1	0	0	0	0	1
# Recruiters	0	0	0	0	0	0	0	0	0	0	0
# DoD Civilian	0	0	1	0	0	10	0	0	0	0	11
# DoD Contractor	1	0	3	0	0	1	1	0	0	0	6
# Other US Government Civilian	0	0	0	0	0	0	0	0	0	0	0
# US Civilian	9	0	10	1	1	7	0	0	0	1	26
# Foreign National	1	0	6	0	1	0	0	0	0	0	8
# Foreign Military	0	0	0	0	0	0	0	0	0	0	0
# Unknown	19	3	40	0	3	11	0	0	6	6	88
# Relevant Data Not Available	9	5	27	0	0	18	0	0	1	2	62
G4. Grade of Service Member Subjects	42	1	345	0	3	295	0	1	12	3	702
# E1-E4	18	0	256	0	3	182	0	0	8	2	469
# E5-E9	23	0	58	0	0	90	0	0	3	1	175
# WO1-WO5	0	0	1	0	0	0	0	0	0	0	1
# O1-O3	1	1	14	0	0	11	0	1	1	0	29
# O4-O10	0	0	5	0	0	10	0	0	0	0	15
# Cadet/Midshipman	0	0	11	0	0	2	0	0	0	0	13
# Academy Prep School Student	0	0	0	0	0	0	0	0	0	0	0
# Unknown	0	0	0	0	0	0	0	0	0	0	0
# Relevant Data Not Available	0	0	0	0	0	0	0	0	0	0	0
G5. Service of Service Member Subjects	42	1	345	0	3	295	0	1	12	3	702
# Army	0	0	11	0	0	6	0	1	0	0	18
# Navy	21	0	5	0	0	3	0	0	0	0	10
# Marines	4	0	7	0	0	1	0	0	0	0	7
# Air Force	35	1	327	0	3	285	0	12	3	0	666
# Coast Guard	1	0	0	0	0	0	0	0	0	0	1
# Unknown	0	0	0	0	0	0	0	0	0	0	0
# Relevant Data Not Available	0	0	0	0	0	0	0	0	0	0	0
G6. Status of Service Member Subjects	42	1	345	0	3	295	0	1	12	3	702
# Active Duty	36	1	318	0	3	280	0	11	11	3	653
# Reserve (Activated)	6	0	15	0	0	11	0	0	1	0	33
# National Guard (Activated - Title 10)	0	0	1	0	0	2	0	0	0	0	3
# Cadet/Midshipman	0	0	11	0	0	2	0	0	0	0	13
# Academy Prep School Student	0	0	0	0	0	0	0	0	0	0	0
# Unknown	0	0	0	0	0	0	0	0	0	0	0
# Relevant Data Not Available	0	0	0	0	0	0	0	0	0	0	0

Unrestricted Reports (continued)

H. FINAL DISPOSITIONS FOR SUBJECTS IN COMPLETED FY20 INVESTIGATIONS	FY20 Totals	H.I. ASSOCIATED VICTIM DATA FOR COMPLETED FY20 INVESTIGATIONS	FY20 Totals
# Subjects in Unrestricted Reports that could not be investigated by DoD or Civilian Law Enforcement Note: These Subjects are from Unrestricted Reports referred to MCI/Os or other law enforcement for investigation during FY20, but the agency could not open an investigation based on the reasons below.	3		
# Subjects - Not subject to the UCMJ	1		
# Subjects - Crime was beyond statute of limitations	0		
# Subjects - Matter alleged occurred prior to Victim's Military Service	1		
# Subjects - Other	1		
# Subjects in investigations completed in FY20 Note: These are Subjects from Tab1b, Cells B29, B59, B77.	917	# Victims in investigations completed in FY20	928
# Service Member Subjects in investigations opened and completed in FY20	508	# Service Member Victims in investigations opened and completed in FY20	572
# Total Subjects Outside DoD Prosecutive Authority	36		
# Unknown Offenders	25	# Service Member Victims in substantiated Unknown Offender Reports	10
# US Civilians or Foreign National Subjects not subject to the UCMJ	10	# Service Member Victims in remaining Unknown Offender Reports	11
# Service Members Prosecuted by a Civilian or Foreign Authority	0	# Service Member Victims in substantiated Civilian/Foreign National Subject Reports	4
# Subjects who died or deserted	1	# Service Member Victims in remaining Civilian/Foreign National Subject Reports	6
		# Service Member Victims in substantiated reports against a Service Member who is being Prosecuted by a Civilian or Foreign Authority	0
# Total Command Action Precluded or Declined for Sexual Assault	31	# Service Member Victims in substantiated reports with a deceased or deserted Subject	0
# Service Member Subjects where Victim declined to participate in the military justice action	16	# Service Member Victims in remaining reports with a deceased or deserted Subject	1
# Service Member Subjects whose investigations had insufficient evidence to prosecute	14	# Service Member Victims who declined to participate in the military justice action	9
# Service Member Subjects whose cases involved expired statute of limitations	0	# Service Member Victims in investigations having insufficient evidence to prosecute	12
# Service Member Subjects with allegations that were unfounded by Command	0	# Service Member Victims whose cases involved expired statute of limitations	0
# Service Member Subjects with Victims who died before completion of military justice action	1	# Service Member Victims whose allegations were unfounded by Command	0
		# Service Member Victims who died before completion of the military justice action	0
# Subjects disposition data not yet available	766	# Service Member Victims involved in reports with Subject disposition data not yet available	802
# Subjects for whom Command Action was completed as of 30-SEP-2020	80		
# FY20 Service Member Subjects where evidence supported Command Action	80	# FY20 Service Member Victims in cases where evidence supported Command Action	69
# Service Member Subjects: Courts-Martial charge preferred	14	# Service Member Victims involved with Courts-Martial referrals against Subject	13
# Service Member Subjects: Nonjudicial punishments (Article 15 UCMJ)	10	# Service Member Victims involved with Nonjudicial punishments (Article 15) against Subject	10
# Service Member Subjects: Administrative discharges	2	# Service Member Victims involved with Administrative discharges against Subject	2
# Service Member Subjects: Other adverse administrative actions	2	# Service Member Victims involved with Other administrative actions against Subject	2
# Service Member Subjects: Courts-Martial charge preferred for non-sexual assault offense	1	# Service Member Victims involved with Courts-Martial referrals for non-sexual assault offenses	1
# Service Member Subjects: Non-judicial punishment for non-sexual assault offense	13	# Service Member Victims involved with Nonjudicial punishment for non-sexual assault offenses	13
# Service Member Subjects: Administrative discharges for non-sexual assault offense	0	# Service Member Victims involved with administrative discharges for non-SA offense	0
# Service Member Subjects: Other adverse administrative actions for non-sexual assault offense	38	# Service Member Victims involved with Other administrative actions for non-SA offense	28
* Restricted Reports that convert to Unrestricted Reports are counted with the total number of Unrestricted Reports.			

Unrestricted Reports (continued)

I. COURTS-MARTIAL ADJUDICATIONS AND OUTCOMES (Sexual Assault Charge). This section reports the outcomes of Courts-Martial for sexual assault crimes completed during FY20	FY20 Totals
# Total Subjects with Courts-Martial Charge Preferred for a Sexual Assault Charge Pending Court Completion	110
# Subjects whose Courts-Martial action was NOT completed by the end of FY20	6
# Subjects whose Courts-Martial was completed by the end of FY20	104
# Subjects whose Courts-Martial was dismissed	35
# Subjects in Charges dismissed subsequent to recommendation by Art. 32 hearing officer	12
# Subjects in Charges dismissed subsequent to recommendation by Art. 32 hearing officer followed by Art. 15 punishment	0
# Subjects in Charges dismissed subsequent to recommendation by Art. 32 hearing officer followed by Art. 15 acquittal	0
# Subjects in Charges dismissed for any other reason prior to Courts-Martial	23
# Subjects in Charges dismissed for any other reason prior to Courts-Martial followed by Art. 15 punishment	0
# Subjects in Charges dismissed for any other reason prior to Courts-Martial followed by Art. 15 acquittal	0
# Subjects who resigned or were discharged in lieu of Courts-Martial	24
# Officer Subjects who were allowed to resign in lieu of Courts-Martial	0
# Enlisted Subjects who were discharged in lieu of Courts-Martial	24
# Subjects with Courts-Martial charges proceeding to trial on a sexual assault charge	45
# Subjects Acquitted of Charges	29
# Subjects Convicted of Any Charge at Trial	16
# Subjects with unknown punishment	0
# Subjects with no punishment	0
# Subjects with pending punishment	0
# Subjects with Punishment	16
# Subjects receiving confinement	13
# Subjects receiving reductions in rank	13
# Subjects receiving fines or forfeitures	6
# Subjects receiving a punitive discharge (Dishonorable, Bad Conduct, or Dismissal)	9
# Subjects receiving restriction or some limitation on freedom	3
# Subjects receiving extra duty	0
# Subjects receiving hard labor	1
# Subjects to be processed for administrative discharge or separation subsequent to sexual assault conviction	0
# Subjects receiving UOTHC administrative discharge	0
# Subjects receiving General administrative discharge	0
# Subjects receiving Honorable administrative discharge	0
# Subjects receiving Uncharacterized administrative discharge	0
# Convicted Subjects with a conviction under a UCMJ Article that requires Sex Offender Registration	10
J. NONJUDICIAL PUNISHMENTS IMPOSED (Sexual Assault Charge). This section reports the outcomes of nonjudicial punishments for sexual assault crimes completed during FY20	FY20 Totals
# Total Subjects with Nonjudicial Punishment (Article 15) for a Sexual Assault Charge in FY20	29
# Subjects whose nonjudicial punishment action was not completed by the end of FY20	1
# Subjects whose nonjudicial punishment action was completed by the end of FY20	28
# Subjects whose nonjudicial punishment was dismissed	3
# Subjects administered nonjudicial punishment	25
# Subjects with unknown punishment	0
# Subjects with no punishment	0
# Subjects with pending punishment	0
# Subjects with Punishment	25
# Subjects receiving correctional custody	0
# Subjects receiving reductions in rank	20
# Subjects receiving fines or forfeitures	16
# Subjects receiving restriction or some limitation on freedom	4
# Subjects receiving extra duty	3
# Subjects receiving hard labor	0
# Subjects receiving a reprimand	24
# Subjects processed for an administrative discharge or separation subsequent to nonjudicial punishment on a sexual assault charge	7
# Subjects who received NJP followed by UOTHC administrative discharge	3
# Subjects who received NJP followed by General administrative discharge	4
# Subjects who received NJP followed by Honorable administrative discharge	0
# Subjects who received NJP followed by Uncharacterized administrative discharge	0
K. OTHER ACTIONS TAKEN. This section reports other disciplinary action taken for Subjects who were investigated for sexual assault. It combines outcomes for Subjects in these categories listed in Sections D and E above.	FY20 Totals
# Subjects whose administrative discharge or other separation action was not completed by the end of FY20	1
# Subjects receiving an administrative discharge or other separation for a sexual assault offense	7
# Subjects receiving UOTHC administrative discharge	2
# Subjects receiving General administrative discharge	5
# Subjects receiving Honorable administrative discharge	0
# Subjects receiving Uncharacterized administrative discharge	0
# Subjects whose other adverse administrative action was not completed by the end of FY20	1
# Subjects receiving other adverse administrative action for a sexual assault offense	18

Unrestricted Reports (continued)

L. COURTS-MARTIAL ADJUDICATIONS AND OUTCOMES (Non-sexual assault offense). This section reports the outcomes of Courts-Martials for Subjects who were investigated for sexual assault, but upon review of the evidence there was only probable cause for a non-sexual assault offense. It combines outcomes for Subjects in this category listed in Sections D and E above.	FY20 Totals
# Total Subjects with Courts-Martial Charge Preferred for a non-sexual assault offense in FY20	5
# Subjects whose Courts-Martial action was NOT completed by the end of FY20	0
# Subjects whose Courts-Martial was completed by the end of FY20	5
# Subjects whose Courts-Martial was dismissed	0
# Subjects in Charges dismissed subsequent to recommendation by Art. 32 hearing officer	0
# Subjects in Charges dismissed subsequent to recommendation by Art. 32 hearing officer followed by Art. 15 punishment	0
# Subjects in Charges dismissed subsequent to recommendation by Art. 32 hearing officer followed by Art. 15 acquittal	0
# Subjects in Charges dismissed for any other reason prior to Courts-Martial	0
# Subjects in Charges dismissed for any other reason prior to Courts-Martial followed by Art. 15 punishment	0
# Subjects in Charges dismissed for any other reason prior to Courts-Martial followed by Art. 15 acquittal	0
# Subjects who resigned or were discharged in lieu of Courts-Martial for a non-sexual assault offense	2
# Officer Subjects who were officers that were allowed to resign in lieu of Courts-Martial	0
# Enlisted Subjects who were discharged in lieu of Courts-Martial	2
# Subjects with Courts-Martial charges proceeding to trial on a non-sexual assault offense	3
# Subjects Acquitted of Charges	1
# Subjects Convicted of Any Non-Sexual Assault Charge at Trial	2
# Subjects with unknown punishment	0
# Subjects with no punishment	0
# Subjects with pending punishment	0
# Subjects with Punishment	2
# Subjects receiving confinement	1
# Subjects receiving reductions in rank	2
# Subjects receiving fines or forfeitures	1
# Subjects receiving a punitive discharge (Dishonorable, Bad Conduct, or Dismissal)	0
# Subjects receiving restriction or some limitation on freedom	0
# Subjects receiving extra duty	0
# Subjects receiving hard labor	1
# Subjects processed for an administrative discharge or separation subsequent to conviction at trial	0
# Subjects receiving UOTHC administrative discharge	0
# Subjects receiving General administrative discharge	0
# Subjects receiving Honorable administrative discharge	0
# Subjects receiving Uncharacterized administrative discharge	0
M. NONJUDICIAL PUNISHMENTS IMPOSED (Non-Sexual Assault Charge). This section reports the outcomes of nonjudicial punishments for Subjects who were investigated for sexual assault, but upon review of the evidence there was only probable cause for a non-sexual assault offense. It combines outcomes for Subjects in this category listed in Sections D and E above.	
M. NONJUDICIAL PUNISHMENTS IMPOSED (Non-Sexual Assault Charge). This section reports the outcomes of nonjudicial punishments for Subjects who were investigated for sexual assault, but upon review of the evidence there was only probable cause for a non-sexual assault offense. It combines outcomes for Subjects in this category listed in Sections D and E above.	FY20 Totals
# Total Subjects with Nonjudicial Punishment (Article 15) for a non-sexual assault offense in FY20	4
# Subjects whose nonjudicial punishment action was not completed by the end of FY20	2
# Subjects whose nonjudicial punishment action was completed by the end of FY20	31
# Subjects whose nonjudicial punishment was dismissed	2
# Subjects administered nonjudicial punishment for a non-sexual assault offense	29
# Subjects with unknown punishment	0
# Subjects with no punishment	0
# Subjects with pending punishment	0
# Subjects with Punishment	29
# Subjects receiving correctional custody	0
# Subjects receiving reductions in rank	21
# Subjects receiving fines or forfeitures	12
# Subjects receiving restriction or some limitation on freedom	2
# Subjects receiving extra duty	8
# Subjects receiving hard labor	0
# Subjects receiving a reprimand	27
# Subjects receiving an administrative discharge subsequent to nonjudicial punishment on a non-sexual assault charge	2
# Subjects who received NJP followed by UOTHC administrative discharge	0
# Subjects who received NJP followed by General administrative discharge	1
# Subjects who received NJP followed by Honorable administrative discharge	1
# Subjects who received NJP followed by Uncharacterized administrative discharge	0
N. OTHER ACTIONS TAKEN (Non-sexual assault offense). This section reports other disciplinary action taken for Subjects who were investigated for sexual assault, but upon review of the evidence there was only probable cause for a non-sexual assault offense. It combines outcomes for Subjects in these categories listed in Sections D and E above.	
N. OTHER ACTIONS TAKEN (Non-sexual assault offense). This section reports other disciplinary action taken for Subjects who were investigated for sexual assault, but upon review of the evidence there was only probable cause for a non-sexual assault offense. It combines outcomes for Subjects in these categories listed in Sections D and E above.	FY20 Totals
# Subjects whose administrative discharge or other separation action was not completed by the end of FY20	0
# Subjects receiving an administrative discharge or other separation for a non-sexual assault offense	1
# Subjects receiving UOTHC administrative discharge	0
# Subjects receiving General administrative discharge	1
# Subjects receiving Honorable administrative discharge	0
# Subjects receiving Uncharacterized administrative discharge	0
# Subjects whose other adverse administrative action was not completed by the end of FY20	1
# Subjects receiving other adverse administrative action for a non-sexual assault offense	72

AIR FORCE FY20 RESTRICTED REPORTS OF SEXUAL ASSAULT	
A. FY20 RESTRICTED REPORTS OF SEXUAL ASSAULT	FY20 Totals
# TOTAL Victims initially making Restricted Reports	712
# Service Member Victims making Restricted Reports	676
# Non-Service Member Victims making Restricted Report involving a Service Member Subject	18
# Relevant Data Not Available	18
# Total Victims who reported and converted from Restricted Report to Unrestricted Report in the FY20*	146
# Service Member Victims who converted from Restricted Report to Unrestricted Report in FY20	126
# Non-Service Member Victims who converted from Restricted Report to Unrestricted Report in FY20	2
# Relevant Data Not Available	18
# Total Victim reports remaining Restricted	566
# Service Member Victim reports remaining Restricted	550
# Non-Service Member Victim reports remaining Restricted	16
# Relevant Data Not Available	0
# Remaining Restricted Reports involving Service Members in the following categories	566
# Service Member on Service Member	340
# Non-Service Member on Service Member	130
# Service Member on Non-Service Member (entitled to a RR by DoD Policy)	16
# Unidentified Subject on Service Member	80
# Relevant Data Not Available	0
B. INCIDENT DETAILS	FY20 Totals
# Reported sexual assaults occurring	566
# On military installation	205
# Off military installation	290
# Unidentified location	32
# Relevant Data Not Available	39
Length of time between sexual assault and Restricted Report	566
# Reports made within 3 days of sexual assault	107
# Reports made within 4 to 10 days after sexual assault	41
# Reports made within 11 to 30 days after sexual assault	23
# Reports made within 31 to 365 days after sexual assault	105
# Reports made longer than 365 days after sexual assault	163
# Relevant Data Not Available	121
Time of sexual assault incident	566
# Midnight to 6 am	185
# 6 am to 6 pm	75
# 6 pm to midnight	219
# Unknown	72
# Relevant Data Not Available	16
Day of sexual assault incident	566
# Sunday	77
# Monday	#REF!
# Tuesday	23
# Wednesday	49
# Thursday	48
# Friday	80
# Saturday	116
# Relevant Data Not Available	119
C. RESTRICTED REPORTING - VICTIM SERVICE AFFILIATION	FY20 Totals
# Service Member Victims	550
# Army Victims	9
# Navy Victims	9
# Marines Victims	0
# Air Force Victims	532
# Coast Guard Victims	0
# Relevant Data Not Available	0
D. DEMOGRAPHICS FOR FY20 RESTRICTED REPORTS OF SEXUAL ASSAULT	FY20 Totals
Gender of Victims	566
# Male	112
# Female	454
# Relevant Data Not Available	0
Age of Victims at the Time of Incident	566
# 0-15	44
# 16-19	136
# 20-24	245
# 25-34	117
# 35-49	20
# 50-64	0
# 65 and older	0
# Relevant Data Not Available	4
Grade of Service Member Victims	550
# E1-E4	341
# E5-E9	133
# WO1-WO5	0
# O1-O3	42
# O4-O10	11
# Cadet/Midshipman	23
# Academy Prep School Student	0
# Relevant Data Not Available	0
Status of Service Member Victims	550
# Active Duty	490
# Reserve (Activated)	33
# National Guard (Activated - Title 10)	4
# Cadet/Midshipman/Prep School Student	23
# Academy Prep School Student	0
# Relevant Data Not Available	0
Victim Type	566
# Service Member	550
# DoD Civilian	0
# DoD Contractor	0
# Other US Government Civilian	0
# Non-Service Member	16
# Foreign Nationals	0
# Foreign Military	0
# Relevant Data Not Available	0
E. RESTRICTED REPORTING FOR A SEXUAL ASSAULT THAT OCCURRED PRIOR TO JOINING SERVICE	FY20 Totals
# Service Member Victims making a Restricted Report for Incidents Occurring Prior to Military Service	80
# Service Member Making A Restricted Report for an Incident that Occurred Prior to Age 18	53
# Service Member Making a Restricted Report for an Incident that Occurred After Age 18	26
# Service Member Choosing Not to Specify	1
# Relevant Data Not Available	0
F. RESTRICTED REPORTS CONVERSION DATA (DSAUD USE ONLY)	FY20 Totals
Mean # of Days Taken to Change to Unrestricted	28.4
Standard Deviation of the Mean For Days Taken to Change to Unrestricted	44.04
Mode # of Days Taken to Change to Unrestricted	2
G. TOTAL VICTIMS WHO REPORTED IN PRIOR YEARS AND CONVERTED FROM RESTRICTED REPORT TO UNRESTRICTED REPORT IN THE FY20	FY20 Totals
Total Victims who reported in prior years and converted from Restricted Report to Unrestricted Report in the FY20	#REF!
# Service Member Victims who converted from Restricted Report to Unrestricted Report in FY20	34
# Non-Service Member Victims who converted from Restricted Report to Unrestricted Report in FY20	#REF!
# Relevant Data Not Available	0
* The Restricted Reports are reports that converted to Unrestricted Reports are counted in the total number of Unrestricted Reports listed in Worksheet 1a.	

D. DEMOGRAPHICS FOR FY20 RESTRICTED REPORTS OF SEXUAL ASSAULT	FY20 Totals
Gender of Victims	566
# Male	112
# Female	454
# Relevant Data Not Available	0
Age of Victims at the Time of Incident	566
# 0-15	44
# 16-19	136
# 20-24	245
# 25-34	112
# 35-49	29
# 50-64	0
# 65 and older	0
# Relevant Data Not Available	0
Grade of Service Member Victims	550
# E1-E4	341
# E5-E9	133
# WO1-WO5	0
# O1-O3	42
# O4-O10	13
# Cadet/Midshipman	23
# Academy Prep School Student	0
# Relevant Data Not Available	0
Status of Service Member Victims	550
# Active Duty	495
# Reserve (Activated)	33
# National Guard (Activated - Title 10)	4
# Cadet/Midshipman/Prep School Student	23
# Academy Prep School Student	0
# Relevant Data Not Available	0
Victim Type	566
# Service Member	550
# Dep-Civilian	0
# Dep-Government	0
# Other US Government Civitan	0
# Non-Service Member	16
# Foreign-National	0
# Foreign-Born	0
# Relevant Data Not Available	0
E. RESTRICTED REPORTING FOR A SEXUAL ASSAULT THAT OCCURRED PRIOR TO JOINING SERVICE	FY20 Totals
# Service Member Victims making a Restricted Report for Incidents Occurring Prior to Military Service	80
# Service Member Making A Restricted Report for an Incident that Occurred Prior to Age 18	53
# Service Member Making a Restricted Report for an Incident that Occurred After Age 18	26
# Service Member Choosing Not to Specify	1
# Relevant Data Not Available	0
F. RESTRICTED REPORTS CONVERSION DATA (DS&ID USE ONLY)	FY20 Totals
Mean # of Days Taken to Change to Unrestricted	28.4
Standard Deviation of the Mean For Days Taken to Change to Unrestricted	44.04
Mode # of Days Taken to Change to Unrestricted	3
G. TOTAL VICTIMS WHO REPORTED IN PRIOR YEARS AND CONVERTED FROM RESTRICTED REPORT TO UNRESTRICTED REPORT IN THE FY20	FY20 Totals
Total Victims who reported in prior years and converted from Restricted Report to Unrestricted Report in the FY20	0
# Service Member Victims who converted from Restricted Report to Unrestricted Report in FY20	34
# Non-Service Member Victims who converted from Restricted Report to Unrestricted Report in FY20	0
# Relevant Data Not Available	0
* The Restricted Reports are reports that converted to Unrestricted Reports are counted in the total number of Unrestricted Reports listed in Worksheet 1a, Section A.	

AIR FORCE FY20 SUPPORT SERVICES FOR VICTIMS OF SEXUAL ASSAULT	
<i>NOTE: Totals of referrals and military protective orders are for all activities during the reporting period, regardless of when the sexual assault report was made.</i>	
A. SUPPORT SERVICE REFERRALS TO SERVICE MEMBERS VICTIMS FROM UNRESTRICTED REPORTS:	FY20 Totals
# Support service referrals for Victims in the following categories	
# MILITARY Resources (Referred by DoD)	3021
# Medical	297
# Mental Health	529
# Legal	630
# Chaplain/Spiritual Support	418
# Rape Crisis Center	127
# Victim Advocate/Uniformed Victim Advocate	624
# DoD Safe Helpline	363
# Other	158
# CIVILIAN Resources (Referred by DoD)	266
# Medical	40
# Mental Health	54
# Legal	19
# Chaplain/Spiritual Support	9
# Rape Crisis Center	110
# Victim Advocate	16
# Safe Safe-Helpline	13
# Other	18
# Cases where SAFEs were conducted	172
# Cases where SAFE kits or other needed supplies were not available at time of Victim's exam	1
# Military Victims making an Unrestricted Report for an incident that occurred prior to military service	47
B. FY20 MILITARY PROTECTIVE ORDERS (MPO)* AND EXPEDITED TRANSFERS - UNRESTRICTED REPORTS	FY20 TOTALS
# Military Protective Orders issued during FY20	112
# Reported MPO Violations in FY20	2
# Reported MPO Violations by Subjects	2
# Reported MPO Violations by Victims of sexual assault	0
# Reported MPO Violations by Both	0
In accordance with DoD policy, Military Protective Orders are only issued in Unrestricted Reports. A Restricted Report cannot be made when there is a safety risk for the Victim.	
# Unit/Duty expedited transfer requests by Service Member Victims of sexual assault	3
# Unit/Duty expedited transfer requests by Service Member Victims Denied	2
# Installation expedited transfer requests by Service Member Victims of sexual assault	213
# Installation expedited transfer requests by Service Member Victims Denied	6
C. SUPPORT SERVICE REFERRALS FOR MILITARY VICTIMS IN RESTRICTED REPORTS	FY20 TOTALS
# Support service referrals for Victims in the following categories	
# MILITARY Resources (Referred by DoD)	1749
# Medical	180
# Mental Health	302
# Legal	205
# Chaplain/Spiritual Support	258
# Rape Crisis Center	127
# Victim Advocate/Uniformed Victim Advocate	503
# DoD Safe Helpline	177
# Other	124
# CIVILIAN Resources (Referred by DoD)	26
# Medical	2
# Mental Health	5
# Legal	0
# Chaplain/Spiritual Support	1
# Rape Crisis Center	9
# Victim Advocate	7
# Safe Safe-Helpline	2
# Other	2
# Cases where SAFEs were conducted	32
# Cases where SAFE kits or other needed supplies were not available at time of Victim's exam	2
	FY20 TOTALS
Total Number Denied	7
Reasons for Disapproval (Total)	4
No credible report determined of sexual assault	4
Victim pending a medical evaluation board	1
First disapproved - other, senior level approved	1
Other	1

Support Services (continued)

CIVILIAN DATA	
D. UNRESTRICTED REPORTS FROM NON-SERVICE MEMBERS (e.g., DOD CIVILIANS, DEPENDENTS, CONTRACTORS, ETC) THAT DO NOT INVOLVE A SERVICE MEMBER	FY20 Totals
D1. # Non-Service Members in the following categories:	106
# Non-Service Member on Non-Service Member	31
# Unidentified Subject or Undisclosed Affiliation on Non-Service Member	3
# Relevant Data Not Available	72
D2. Gender of Non-Service Members	106
# Male	11
# Female	95
# Relevant Data Not Available	0
D3. Age of Non-Service Members at the Time of Incident	106
# 0-15	1
# 16-19	3
# 20-24	11
# 25-34	17
# 35-49	8
# 50-64	1
# 65 and older	0
# Relevant Data Not Available	65
D4. Non-Service Member Type	106
# DoD Civilian	33
# DoD Contractor	7
# Other US Government Civilian	4
# US Civilian	41
# Foreign National	10
# Foreign Military	0
# Relevant Data Not Available	11
D5. # Support service referrals for Non-Service Members in the following categories	
# MILITARY Resources (Referred by DoD)	106
# Medical	7
# Mental Health	14
# Legal	18
# Chaplain/Spiritual Support	15
# Rape Crisis Center	0
# Victim Advocate/Uniformed Victim Advocate	29
# DoD Safe Helpline	12
# Other	11
# CIVILIAN Resources (Referred by DoD)	95
# Medical	9
# Mental Health	22
# Legal	9
# Chaplain/Spiritual Support	6
# Rape Crisis Center	24
# Victim Advocate	19
# DoD Safe Helpline	0
# Other	6
# Cases where SAFE kits or other needed supplies were not available at time of Victim's exam	0
E. FY20 RESTRICTED REPORTS OF SEXUAL ASSAULT FROM NON-SERVICE MEMBERS	FY20 Totals
E1. # Non-Service Member Victims making Restricted Report	10
# Non-Service Member Victims who converted from Restricted Report to Unrestricted Report in FY20	3
# Non-Service Member Victim reports remaining Restricted	7
# Restricted Reports from Non-Service Member Victims in the following categories:	7
# Non-Service Member on Non-Service Member (entitled to a RR by DoD Policy)	5
# Unidentified Subject or Undisclosed Affiliation on Non-Service Member	2
# Relevant Data Not Available	0
E2. Gender of Non-Service Member Victims	7
# Male	0
# Female	7
# Relevant Data Not Available	0
E3. Age of Non-Service Member Victims at the Time of Incident	7
# 0-15	0
# 16-19	0
# 20-24	2
# 25-34	3
# 35-49	2
# 50-64	0
# 65 and older	0
# Relevant Data Not Available	0
E4. VICTIM Type	7
# DoD Civilian	0
# DoD Contractor	0
# Other US Government Civilian	0
# Non-Service Member	7
# Relevant Data Not Available	0
E5. # Support service referrals for Non-Service Member Victims in the following categories	
# MILITARY Resources	19
# Medical	2
# Mental Health	4
# Legal	4
# Chaplain/Spiritual Support	3
# Rape Crisis Center	0
# Victim Advocate/Uniformed Victim Advocate	3
# DoD Safe Helpline	3
# Other	0
# CIVILIAN Resources (Referred by DoD)	7
# Medical	0
# Mental Health	1
# Legal	2
# Chaplain/Spiritual Support	1
# Rape Crisis Center	2
# Victim Advocate	1
# DoD Safe Helpline	0
# Other	0
# Cases where SAFE kits or other needed supplies were not available at time of Victim's exam	0

Unrestricted Reports in Combat Areas of Interest

AIR FORCE COMBAT AREAS OF INTEREST FY20 UNRESTRICTED REPORTS OF SEXUAL ASSAULTS IN THE MILITARY Note: These Reports are a subset of the FY20 Reports of Sexual Assault.		
A. FY20 REPORTS OF SEXUAL ASSAULT IN COMBAT AREAS OF INTEREST (rape, sexual assault, aggravated sexual contact, abusive sexual contact, forcible sodomy, and attempts to commit these offenses) BY or AGAINST Service Members. Note: The data on this page is raw, uninvestigated information about allegations received during FY20. These Reports may not be fully investigated by the end of the fiscal year. This data is drawn from Defense Sexual Assault Database (DSABD) based on Service affiliation of the Sexual Assault Response Coordinator (SARC) who currently manages the Victim case.	FY20 Totals	
# FY20 Unrestricted Reports (one Victim per report)	37	
# Service Member Victims	37	
# Non-Service Member Victims in allegations against Service Member Subject	0	
# Relevant Data Not Available	0	
# Unrestricted Reports in the following categories	37	
# Service Member on Service Member	20	
# Service Member on Non-Service Member	0	
# Non-Service Member on Service Member	4	
# Unidentified Subject on Service Member	4	
# Relevant Data Not Available	9	
# Unrestricted Reports of sexual assault occurring	37	
# On military installation	29	
# Off military installation	7	
# Unidentified location	1	
# Victim in Unrestricted Reports Referred for Investigation	37	
# Victims in investigations initiated during FY20	31	
# Victims with Investigations pending completion at end of 30-SEP-2020	11	
# Victims with Completed Investigations at end of 30-SEP-2020	20	
# Victims with Investigative Data Forthcoming	0	
# Victims where investigation could not be opened by DoD or Civilian Law Enforcement	6	
# Victims - Alleged perpetrator not subject to the UCMJ	1	
# Victims - Crime was beyond statute of limitations	0	
# Victims - Unrestricted Reports for Matters Occurring Prior to Military Service	0	
# Victims - Other	5	
# All Restricted Reports in Combat Areas of Interest received in FY20 (one Victim per report)	36	
# Converted from Restricted Report to Unrestricted Report* (report made this year and converted this year)	8	
# Restricted Reports Remaining Restricted at end of FY20	28	
B. DETAILS OF UNRESTRICTED REPORTS IN COMBAT AREAS OF INTEREST FOR FY20	FY20 Totals	FY20 Totals for Service Member Victim Cases
Length of time between sexual assault and Unrestricted Report	37	37
# Reports made within 3 days of sexual assault	10	10
# Reports made within 4 to 10 days after sexual assault	3	3
# Reports made within 11 to 30 days after sexual assault	2	2
# Reports made within 31 to 365 days after sexual assault	17	17
# Reports made longer than 365 days after sexual assault	5	5
# Relevant Data Not Available	0	0
Time of sexual assault	37	37
# Midnight to 6 am	24	24
# 6 am to 6 pm	3	3
# 6 pm to midnight	10	10
# Unknown	0	0
# Relevant Data Not Available	0	0
Day of sexual assault	37	37
# Sunday	5	5
# Monday	3	3
# Tuesday	1	1
# Wednesday	5	5
# Thursday	8	8
# Friday	3	3
# Saturday	12	12
# Relevant Data Not Available	0	0

Unrestricted Reports in Combat Areas of Interest (continued)

C. REPORTED SEXUAL ASSAULTS IN COMBAT AREA OF INTEREST INVOLVING SERVICE MEMBERS BY OR AGAINST SERVICE MEMBERS (VICTIM AND SUBJECT GENDER)	Male on Female	Male on Male	Female on Male	Female on Female	Unknown on Male	Unknown on Female	Multiple Mixed Gender Assault	Relevant Data Not Available	FY20 Totals		
		19	2	1	0	0	4	0	11	37	
# Service Member on Service Member	17	2	1	0	0	0	0	0	20		
# Service Member on Non-Service Member	0	0	0	0	0	0	0	0	0		
# Non-Service Member on Service Member	1	0	0	0	0	0	0	3	4		
# Unidentified Subject on Service Member	0	0	0	0	0	4	0	0	4		
# Relevant Data Not Available	1	0	0	0	0	0	0	8	9		
FY20 UNRESTRICTED REPORTS OF SEXUAL ASSAULT BY MATTER INVESTIGATED TYPE (May not reflect what crimes can be charged upon completion of investigation)											
UNRESTRICTED REPORTS MADE IN FY20	Penetrating Offenses				Contact Offenses						
D. REPORTED SEXUAL ASSAULTS IN COMBAT AREA OF INTEREST INVOLVING SERVICE MEMBERS BY OR AGAINST SERVICE MEMBERS (MOST SERIOUS CRIME ALLEGED, AS CATEGORIZED BY THE MILITARY CRIMINAL INVESTIGATIVE ORGANIZATION)	Rape (Art. 120)	Aggravated Sexual Assault (Oct07-Jun12)	Sexual Assault (After Jun12) (Art. 120)	Forcible Sodomy (Art. 125)	Aggravated Sexual Contact (Art. 120)	Abusive Sexual Contact (Art.120)	Wrongful Sexual Contact (Oct07-Jun12) (Art. 120)	Indecent Assault (Art. 134) (Pre-FY08)	Attempts to Commit Offenses (Art. 80)	Offense Code Data Not Available	FY20 Totals
D1.	2	0	16	0	2	13	1	1	0	2	37
# Service Member on Service Member	0	0	13	0	0	7	0	0	0	0	20
# Service Member on Non-Service Member	0	0	0	0	0	0	0	0	0	0	0
# Non-Service Member on Service Member	0	0	0	0	0	3	1	0	0	0	4
# Unidentified Subject on Service Member	1	0	2	0	1	0	0	0	0	0	4
# Relevant Data Not Available	1	0	1	0	1	3	0	1	0	2	9
D2.											
TOTAL Service Member Victims in FY20 Reports	2	0	16	0	2	13	1	1	0	2	37
# Service Member Victims: Female	2	0	14	0	2	10	1	1	0	2	32
# Service Member Victims: Male	0	0	2	0	0	3	0	0	0	0	5
# Relevant Data Not Available	0	0	0	0	0	0	0	0	0	0	0
TIME OF INCIDENT BY OFFENSE TYPE FOR UNRESTRICTED REPORTS OF SEXUAL ASSAULT IN COMBAT AREA OF INTEREST MADE IN FY20											
D3. Time of sexual assault	2	0	16	0	2	13	1	1	0	2	37
# Midnight to 6 am	2	0	12	0	2	6	1	0	0	1	24
# 6 am to 6 pm	0	0	0	0	0	2	0	0	0	1	3
# 6 pm to midnight	0	0	4	0	0	5	0	1	0	0	10
# Unknown	0	0	0	0	0	0	0	0	0	0	0
# Relevant Data Not Available	0	0	0	0	0	0	0	0	0	0	0
D4. Day of sexual assault	2	0	16	0	2	13	1	1	0	2	37
# Sunday	0	0	5	0	0	0	0	0	0	0	5
# Monday	0	0	1	0	0	1	0	1	0	0	3
# Tuesday	0	0	0	0	0	1	0	0	0	0	1
# Wednesday	1	0	0	0	1	1	1	0	0	1	5
# Thursday	1	0	2	0	0	4	0	0	0	1	8
# Friday	0	0	1	0	0	2	0	0	0	0	3
# Saturday	0	0	7	0	1	4	0	0	0	0	12
# Relevant Data Not Available	0	0	0	0	0	0	0	0	0	0	0

Unrestricted Reports in Combat Areas of Interest (continued)

COMBAT AREAS OF INTEREST - LOCATION OF UNRESTRICTED REPORTS BY TYPE OF OFFENSE											
FY20 COMBAT AREAS OF INTEREST - LOCATIONS OF UNRESTRICTED REPORTS OF SEXUAL ASSAULT. Note: The data in this section is drawn from raw, uninvestigated information about Unrestricted Reports received during FY20. These Reports may not be fully investigated by the end of the fiscal year.	Rape (Art. 120)	Aggravated Sexual Assault (Oct07-Jun12)	Sexual Assault (After Jun12) (Art. 120)	Forcible Sodomy (Art. 125)	Aggravated Sexual Contact (Art. 120)	Abusive Sexual Contact (Art.120)	Wrongful Sexual Contact (Oct07-Jun12) (Art. 120)	Indecent Assault (Art. 134) (Pre-FY08)	Attempts to Commit Offenses (Art. 80)	Offense Code Data Not Available	FY20 Totals
TOTAL UNRESTRICTED REPORTS	2	0	16	0	2	13	1	1	0	2	37
Afghanistan	0	0	0	0	0	0	0	0	0	0	0
Bahrain	0	0	0	0	0	0	0	0	0	0	0
Djibouti	0	0	0	0	0	0	0	0	0	0	0
Iraq	0	0	0	0	1	0	0	0	0	0	1
Jordan	0	0	0	0	0	1	0	0	0	0	1
Kosovo	0	0	0	0	0	0	0	0	0	0	0
Kuwait	0	0	1	0	0	2	0	0	0	0	3
Lebanon	0	0	0	0	0	0	0	0	0	0	0
Pakistan	0	0	0	0	0	0	0	0	0	0	0
Qatar	1	0	3	0	0	5	1	0	0	0	10
Saudi Arabia	0	0	0	0	0	1	0	0	0	1	2
Somalia	0	0	0	0	0	0	0	0	0	0	0
Syria	0	0	0	0	0	0	0	0	0	0	0
Turkey	1	0	5	0	1	4	0	1	0	1	17
Uae	0	0	3	0	0	0	0	0	0	0	3
Yemen	0	0	0	0	0	0	0	0	0	0	0
TOTAL UNRESTRICTED REPORTS	2	0	16	0	2	13	1	1	0	2	37

Unrestricted Reports in Combat Areas of Interest (continued)

E. SUMMARY OF UNRESTRICTED REPORTS WITH INVESTIGATIONS IN COMBAT AREAS OF INTEREST	FY20 Totals
E1. Subjects in Unrestricted Reports Made to Your Service with Investigation Initiated During FY20 in Combat Areas of Interest	
Note: This data is drawn from DSAID based on Service affiliation of the SARC who currently manages the Victim case associated with the investigation and Subject below.	
# Investigations Initiated during FY20	28
# Investigations Completed as of FY20 End (group by MCIO #)	18
# Investigations Pending Completion as of FY20 End (group by MCIO #)	10
# Subjects in investigations Initiated During FY20	31
# Service Member Subjects investigated by CID	1
# Your Service Member Subjects investigated by CID	0
# Other Service Member Subjects investigated by CID	1
# Service Member Subjects investigated by NCIS	0
# Your Service Member Subjects investigated by NCIS	0
# Other Service Member Subjects investigated by NCIS	0
# Service Member Subjects investigated by AFOSI	19
# Your Service Member Subjects investigated by AFOSI	19
# Other Service Member Subjects investigated by AFOSI	0
# Non-Service Member Subjects in Service Investigations	2
Note: Non-Service Member Subjects are drawn from all CID, NCIS and AFOSI investigations involving a Victim supported by your Service.	
# Unidentified Subjects in Service Investigations	6
Note: Unidentified Subjects are drawn from all CID, NCIS and AFOSI investigations involving a Victim supported by your Service.	
# Service Member Subjects investigated by Civilian or Foreign Law Enforcement	0
Note: Service Member Subjects are drawn from Civilian or Foreign Law Enforcement investigations involving a Victim supported by your Service.	
# Your Service Member Subjects investigated by Civilian or Foreign Law Enforcement	0
# Other Service Member Subjects investigated by Civilian or Foreign Law Enforcement	0
# Non-Service Member Subjects in Civilian or Foreign Law Enforcement Investigations involving a Victim supported by your Service	0
# Unidentified Subjects in Civilian or Foreign Law Enforcement Investigations involving a Victim supported by your Service	0
# Subject or Investigation Relevant Data Not Available	3
E2. Service Investigations Completed during FY20 in Combat Areas of Interest	
Note: The following data is drawn from DSAID and describes criminal investigations completed during the FY20. These investigations may have been initiated during the FY20 or any prior FY.	
# Total Investigations completed by Services during FY20 (Group by MCIO Case Number)	25
# Of these investigations with more than one Victim	0
# Of these investigations with more than one Subject	0
# Of these investigations with more than one Victim and more than one Subject	0
# Subjects in investigations completed during FY20 involving a Victim supported by your Service	25
# Service Member Subjects investigated by CID	1
# Your Service Member Subjects investigated by CID	1
# Other Service Member Subjects investigated by CID	0
# Service Member Subjects investigated by NCIS	0
# Your Service Member Subjects investigated by NCIS	0
# Other Service Member Subjects investigated by NCIS	0
# Service Member Subjects investigated by AFOSI	18
# Your Service Member Subjects investigated by AFOSI	18
# Other Service Member Subjects investigated by AFOSI	0
# Non-Service Member Subjects in completed Service Investigations involving a Victim supported by your Service	2
# Unidentified Subjects in completed Service Investigations involving a Victim supported by your Service	2
# Subject Relevant Data Not Available	2
# Victims in investigations completed during FY20, supported by your Service	25
# Service Member Victims in CID investigations	1
# Your Service Member Victims in CID investigations	1
# Other Service Member Victims in CID investigations	0
# Service Member Victims in NCIS investigations	0
# Your Service Member Victims in NCIS investigations	0
# Other Service Member Victims in NCIS investigations	0
# Service Member Victims in AFOSI investigations	24
# Your Service Member Victims in AFOSI investigations	24
# Other Service Member Victims in AFOSI investigations	0
# Non-Service Member Victims in completed Service Investigations, supported by your Service	0
# Victim Relevant Data Not Available	0

Unrestricted Reports in Combat Areas of Interest (continued)

E3. Subjects and Victims in Investigations Completed by US Civilian and Foreign Agencies during FY20 in Combat Areas of Interest	
Note: This data is entered by your Service SARC for cases supported by your Service.	
# Total Investigations completed by US Civilian and Foreign Law Enforcement during FY20 (Group by MCIO Case Number)	0
# Of these investigations with more than one Victim	0
# Of these investigations with more than one Subject	0
# Of these investigations with more than one Victim and more than one Subject	0
# Subjects in investigations completed during FY20 involving a Victim supported by your Service	0
# Service Member Subjects investigated by Civilian and Foreign Law Enforcement	0
# Your Service Member Subjects investigated by Civilian and Foreign Law Enforcement	0
# Other Service Member Subjects investigated by Civilian and Foreign Law Enforcement	0
# Non-Service Member Subjects in Civilian and Foreign Law Enforcement Investigations involving a Victim supported by your Service	0
# Unidentified Subjects in Civilian and Foreign Law Enforcement Investigations involving a Victim supported by your Service	0
# Subject Relevant Data Not Available	0
# Victims in investigations completed during FY20, supported by your Service	0
# Service Member Victims in Civilian and Foreign Law Enforcement investigations	0
# Your Service Member Victims in Civilian and Foreign Law Enforcement investigations	0
# Other Service Member Victims in Civilian and Foreign Law Enforcement investigations	0
# Non-Service Member Victims in Civilian and Foreign Law Enforcement Investigations in a case supported by your Service	0
# Victim Relevant Data Not Available	0
E4. Subjects and Victims in Investigations Completed by Military Police/Security Forces/Master At Arms/Marine Corps CID (MPs) during FY20	
(all organizations regardless of name are abbreviated below as "MPs") in Combat Areas of Interest	
Note: This data is entered by your Service SARC for cases supported by your Service.	
Note: As of 1 Jan 2013, all sexual assault investigations are referred to MCIO for investigation. This section captures remaining Subjects from investigations opened in prior years by Military Police/Security Forces/Master At Arms/Marine Corps CID.	
# Total Investigations completed by MPs during FY20 (Group by MCIO Case Number)	0
# Of these investigations with more than one Victim	0
# Of these investigations with more than one Subject	0
# Of these investigations with more than one Victim and more than one Subject	0
# Subjects in MP investigations completed during FY20 involving a Victim supported by your Service	0
# Service Member Subjects investigated by MPs	0
# Your Service Member Subjects investigated by MPs	0
# Other Service Member Subjects investigated by MPs	0
# Non-Service Member Subjects in MPs involving a Victim supported by your Service	0
# Unidentified Subjects in MPs involving a Victim supported by your Service	0
# Subject Relevant Data Not Available	0
# Victims in MP investigations completed during FY20, supported by your Service	0
# Service Member Victims in MP investigations	0
# Your Service Member Victims in MP investigations	0
# Other Service Member Victims in MP investigations	0
# Non-Service Member Victims in MP Investigations, supported by your Service	0
# Victim Relevant Data Not Available	0

Unrestricted Reports in Combat Areas of Interest (continued)

Victims in Investigations Completed in FY20 in Combat Areas of Interest	Victim Data From Investigations completed during FY20										FY20 Totals
	Penetrating Offenses				Contact Offenses						
	Rape (Art. 120)	Aggravated Sexual Assault (Oct07-Jun12)	Sexual Assault (After Jun12) (Art. 120)	Forcible Sodomy (Art. 125)	Aggravated Sexual Contact (Art. 120)	Abusive Sexual Contact (Art.120)	Wrongful Sexual Contact (Oct07-Jun12) (Art. 120)	Indecent Assault (Art. 134) (Pre-FY08)	Attempts to Commit Offenses (Art. 80)	Offense Code Data Not Available	
F. DEMOGRAPHICS ON VICTIMS IN INVESTIGATIONS COMPLETED IN FY20 IN COMBAT AREAS OF INTEREST (Investigation Completed within the reporting period. These investigations may have been opened in current or prior Fiscal Years)											
F1. Gender of Victims	0	0	13	0	1	10	1	0	0	0	25
# Male	0	0	2	0	0	2	0	0	0	0	4
# Female	0	0	11	0	1	8	1	0	0	0	21
# Unknown	0	0	0	0	0	0	0	0	0	0	0
F2. Age of Victims	0	0	13	0	1	10	1	0	0	0	25
# 0-15	0	0	2	0	0	1	0	0	0	0	3
# 16-19	0	0	2	0	0	1	0	0	0	0	3
# 20-24	0	0	4	0	0	3	0	0	0	0	7
# 25-34	0	0	5	0	1	3	0	0	0	0	9
# 35-49	0	0	1	0	0	1	0	0	0	0	2
# 50-64	0	0	0	0	0	0	0	0	0	0	0
# 65 and older	0	0	0	0	0	0	0	0	0	0	0
# Unknown	0	0	1	0	0	1	0	0	0	0	2
F3. Victim Type	0	0	13	0	1	10	1	0	0	0	25
# Service Member	0	0	13	0	1	10	1	0	0	0	25
# DoD Civilian	0	0	0	0	0	0	0	0	0	0	0
# DoD Contractor	0	0	0	0	0	0	0	0	0	0	0
# Other US Government Civilian	0	0	0	0	0	0	0	0	0	0	0
# US Civilian	0	0	0	0	0	0	0	0	0	0	0
# Foreign National	0	0	0	0	0	0	0	0	0	0	0
# Foreign Military	0	0	0	0	0	0	0	0	0	0	0
# Unknown	0	0	0	0	0	0	0	0	0	0	0
F4. Grade of Service Member Victims	0	0	13	0	1	10	1	0	0	0	25
# E1-E4	0	0	8	0	1	6	0	0	0	0	15
# E5-E9	0	0	3	0	0	3	1	0	0	0	7
# WO1-WO5	0	0	0	0	0	0	0	0	0	0	0
# O1-O3	0	0	2	0	0	0	0	0	0	0	2
# O4-O10	0	0	0	0	0	1	0	0	0	0	1
# Cadet/Midshipman	0	0	0	0	0	0	0	0	0	0	0
# Academy Prep School Student	0	0	0	0	0	0	0	0	0	0	0
# Unknown	0	0	0	0	0	0	0	0	0	0	0
F5. Service of Service Member Victims	0	0	13	0	1	10	1	0	0	0	25
# Army	0	0	0	0	0	0	0	0	0	0	0
# Navy	0	0	0	0	0	0	0	0	0	0	0
# Marines	0	0	0	0	0	0	0	0	0	0	0
# Air Force	0	0	13	0	1	10	1	0	0	0	25
# Coast Guard	0	0	0	0	0	0	0	0	0	0	0
# Unknown	0	0	0	0	0	0	0	0	0	0	0
F6. Status of Service Member Victims	0	0	13	0	1	10	1	0	0	0	25
# Active Duty	0	0	12	0	0	9	0	0	0	0	21
# Reserve (Activated)	0	0	1	0	1	1	1	0	0	0	4
# National Guard (Activated - Title 10)	0	0	0	0	0	0	0	0	0	0	0
# Cadet/Midshipman	0	0	0	0	0	0	0	0	0	0	0
# Academy Prep School Student	0	0	0	0	0	0	0	0	0	0	0
# Unknown	0	0	0	0	0	0	0	0	0	0	0

Unrestricted Reports in Combat Areas of Interest (continued)

G. DEMOGRAPHICS ON SUBJECTS IN INVESTIGATIONS COMPLETED IN FY20 COMBAT AREAS OF INTEREST (Investigation Completed within the reporting period. These investigations may have been opened in current or prior Fiscal Years)	Subject Data From Investigations completed during FY20										FY20 Totals
	Penetrating Offenses				Contact Offenses						
	Rape (Art. 120)	Aggravated Sexual Assault (Oct07-Jun12)	Sexual Assault (After Jun12) (Art. 120)	Forcible Sodomy (Art. 125)	Aggravated Sexual Contact (Art. 120)	Abusive Sexual Contact (Art.120)	Wrongful Sexual Contact (Oct07-Jun12) (Art. 120)	Indecent Assault (Art. 134) (Pre-FY08)	Attempts to Commit Offenses (Art. 80)	Offense Code Data Not Available	
G1. Gender of Subjects	0	0	13	0	1	10	1	0	0	0	25
# Male	0	0	3	0	0	9	1	0	0	0	19
# Female	0	0	3	0	0	0	0	0	0	0	3
# Unknown	0	0	1	0	1	0	0	0	0	0	2
# Relevant Data Not Available	0	0	0	0	0	1	0	0	0	0	1
G2. Age of Subjects	0	0	13	0	1	10	1	0	0	0	25
# 0-15	0	0	0	0	0	0	0	0	0	0	0
# 16-19	0	0	2	0	0	0	0	0	0	0	2
# 20-24	0	0	5	0	0	3	0	0	0	0	8
# 25-34	0	0	4	0	0	3	0	0	0	0	7
# 35-49	0	0	1	0	0	3	1	0	0	0	5
# 50-64	0	0	0	0	0	0	0	0	0	0	0
# 65 and older	0	0	1	0	1	0	0	0	0	0	2
# Unknown	0	0	0	0	0	0	0	0	0	0	0
# Relevant Data Not Available	0	0	0	0	0	1	0	0	0	0	1
G3. Subject Type	0	0	13	0	1	10	1	0	0	0	25
# Service Member	0	0	11	0	8	0	0	0	0	0	19
# Drill Instructors/Drill Sergeants	0	0	0	0	0	0	0	0	0	0	0
# Recruiters	0	0	0	0	0	0	0	0	0	0	0
# DoD Civilian	0	0	0	0	0	0	0	0	0	0	0
# DoD Contractor	0	0	1	0	0	0	1	0	0	0	2
# Other US Government Civilian	0	0	0	0	0	0	0	0	0	0	0
# US Civilian	0	0	0	0	0	0	0	0	0	0	0
# Foreign National	0	0	0	0	0	0	0	0	0	0	0
# Foreign Military	0	0	0	0	0	0	0	0	0	0	0
# Unknown	0	0	1	0	1	0	0	0	0	0	2
# Relevant Data Not Available	0	0	0	0	0	2	0	0	0	0	2
G4. Grade of Service Member Subjects	0	0	11	0	0	8	0	0	0	0	19
# E1-E4	0	0	9	0	3	0	0	0	0	0	12
# E5-E9	0	0	2	0	0	5	0	0	0	0	7
# WO1-WO5	0	0	0	0	0	0	0	0	0	0	0
# O1-O3	0	0	0	0	0	0	0	0	0	0	0
# O4-O10	0	0	0	0	0	0	0	0	0	0	0
# Cadet/Midshipman	0	0	0	0	0	0	0	0	0	0	0
# Academy Prep School Student	0	0	0	0	0	0	0	0	0	0	0
# Unknown	0	0	0	0	0	0	0	0	0	0	0
# Relevant Data Not Available	0	0	0	0	0	0	0	0	0	0	0
G5. Service of Service Member Subjects	0	0	11	0	0	8	0	0	0	0	19
# Army	0	0	0	0	0	0	0	0	0	0	0
# Navy	0	0	0	0	0	0	0	0	0	0	0
# Marines	0	0	0	0	0	0	0	0	0	0	0
# Air Force	0	0	11	0	8	0	0	0	0	0	19
# Coast Guard	0	0	0	0	0	0	0	0	0	0	0
# Unknown	0	0	0	0	0	0	0	0	0	0	0
# Relevant Data Not Available	0	0	0	0	0	0	0	0	0	0	0
G6. Status of Service Member Subjects	0	0	11	0	0	8	0	0	0	0	19
# Active Duty	0	0	10	0	8	0	0	0	0	0	18
# Reserve (Activated)	0	0	0	0	0	0	0	0	0	0	0
# National Guard (Activated - Title 10)	0	0	1	0	0	0	0	0	0	0	1
# Cadet/Midshipman	0	0	0	0	0	0	0	0	0	0	0
# Academy Prep School Student	0	0	0	0	0	0	0	0	0	0	0
# Unknown	0	0	0	0	0	0	0	0	0	0	0
# Relevant Data Not Available	0	0	0	0	0	0	0	0	0	0	0

Unrestricted Reports in Combat Areas of Interest (continued)

H. FINAL DISPOSITIONS FOR SUBJECTS IN COMPLETED FY20 INVESTIGATIONS IN COMBAT AREAS OF INTEREST	FY20 Totals	H1. ASSOCIATED VICTIM DATA FOR COMPLETED FY20 INVESTIGATIONS IN COMBAT AREAS OF INTEREST	FY20 Totals
# Subjects in Unrestricted Reports that could not be investigated by DoD or Civilian Law Enforcement	2		
Note: These Subjects are from Unrestricted Reports referred to MCIOs or other law enforcement for investigation during FY20, but the agency could not open an investigation based on the reasons below.			
# Subjects - Not subject to the UCMJ	1		
# Subjects - Crime was beyond statute of limitations	0		
# Subjects - Matter alleged occurred prior to Victim's Military Service	0		
# Subjects - Other	1		
# Subjects in investigations completed in FY20	25	# Victims in investigations completed in FY20	25
Note: These are Subjects from Tab1b, Cells B29, B59, B77.			
# Service Member Subjects in investigations opened and completed in FY20	15	# Service Member Victims in investigations opened and completed in FY20	18
# Total Subjects with allegations unfounded by a Military Criminal Investigative Organization	0	# Total Victims associated with MCIO unfounded allegations	0
# Service Member Subjects with allegations unfounded by MCIO	0	# Service Member Victims involved in MCIO unfounded allegations	0
# Non-Service Member Subjects with allegations unfounded by MCIO	0	# Non-Service Member Victims involved in MCIO unfounded allegations	0
# Unidentified Subjects with allegations unfounded by MCIO	0		
# Subjects with Subject data not yet available and with allegations unfounded by MCIO	0	# Victims with Victim data not yet available and involved in MCIO unfounded allegations	0
# Total Subjects Outside DoD Prosecutive Authority	1		
# Unknown Offenders	1	# Service Member Victims in substantiated Unknown Offender Reports	0
# US Civilians or Foreign National Subjects not subject to the UCMJ	0	# Service Member Victims in remaining Unknown Offender Reports	1
		# Service Member Victims in substantiated Civilian/Foreign National Subject Reports	0
		# Service Member Victims in remaining Civilian/Foreign National Subject Reports	0
# Service Members Prosecuted by a Civilian or Foreign Authority	0	# Service Member Victims in substantiated reports against a Service Member who is being Prosecuted by a Civilian or Foreign Authority	0
# Subjects who died or deserted	0	# Service Member Victims in substantiated reports with a deceased or deserted Subject	0
		# Service Member Victims in remaining reports with a deceased or deserted Subject	0
# Total Command Action Precluded or Declined for Sexual Assault	1		
# Service Member Subjects where Victim declined to participate in the military justice action	1	# Service Member Victims who declined to participate in the military justice action	1
# Service Member Subjects whose investigations had insufficient evidence to prosecute	0	# Service Member Victims in investigations having insufficient evidence to prosecute	0
# Service Member Subjects whose cases involved expired statute of limitations	0	# Service Member Victims whose cases involved expired statute of limitations	0
# Service Member Subjects with allegations that were unfounded by Command	0	# Service Member Victims whose allegations were unfounded by Command	0
# Service Member Subjects with Victims who died before completion of military justice action	0	# Service Member Victims who died before completion of the military justice action	0
# Subjects disposition data not yet available	18	# Service Member Victims involved in reports with Subject disposition data not yet available	18
# Subjects for whom Command Action was completed as of 30-SEP-2020	5		
# FY20 Service Member Subjects where evidence supported Command Action	5	# FY20 Service Member Victims in cases where evidence supported Command Action	5
# Service Member Subjects: Courts-Martial charge preferred	1	# Service Member Victims involved with Courts-Martial referrals against Subject	1
# Service Member Subjects: Nonjudicial punishments (Article 15 UCMJ)	2	# Service Member Victims involved with Nonjudicial punishments (Article 15) against Subject	2
# Service Member Subjects: Administrative discharges	0	# Service Member Victims involved with Administrative discharges against Subject	0
# Service Member Subjects: Other adverse administrative actions	0	# Service Member Victims involved with Other administrative actions against Subject	0
# Service Member Subjects: Courts-Martial charge preferred for non-sexual assault offense	0	# Service Member Victims involved with Courts-Martial referrals for non-sexual assault offenses	0
# Service Member Subjects: Non-judicial punishment for non-sexual assault offense	0	# Service Member Victims involved with Nonjudicial punishment for non-sexual assault offenses	0
# Service Member Subjects: Administrative discharges for non-sexual assault offense	0	# Service Member Victims involved with administrative discharges for non-SA offense	0
# Service Member Subjects: Other adverse administrative actions for non-sexual assault offense	2	# Service Member Victims involved with Other administrative actions for non-SA offense	2
Restricted Reports that convert to Unrestricted Reports are counted with the total number of Unrestricted Reports.			

Restricted Reports in Combat Areas of Interest

AIR FORCE COMBAT AREAS OF INTEREST (CAI) FY20 RESTRICTED REPORTS OF SEXUAL ASSAULT	
A. FY20 RESTRICTED REPORTS OF SEXUAL ASSAULT IN COMBAT AREAS OF INTEREST	FY20 Totals
# TOTAL Victims initially making Restricted Reports	36
# Service Member Victims making Restricted Reports	34
# Non-Service Member Victims making Restricted Report involving a Service Member Subject	1
# Relevant Data Not Available	1
# Total Victims who reported and converted from Restricted Report to Unrestricted Report in the FY20*	8
# Service Member Victims who converted from Restricted Report to Unrestricted Report in FY20	7
# Non-Service Member Victims who converted from Restricted Report to Unrestricted Report in FY20	0
# Relevant Data Not Available	1
# Total Victim reports remaining Restricted	28
# Service Member Victim reports remaining Restricted	27
# Non-Service Member Victim reports remaining Restricted	1
# Relevant Data Not Available	0
# Remaining Restricted Reports involving Service Members in the following categories	28
# Service Member on Service Member	20
# Non-Service Member on Service Member	1
# Service Member on Non-Service Member (entitled to a RR by DoD Policy)	1
# Unidentified Subject on Service Member	6
# Relevant Data Not Available	0
B. INCIDENT DETAILS IN COMBAT AREAS OF INTEREST	FY20 Totals
# Reported sexual assaults occurring	28
# On military installation	23
# Off military installation	5
# Unidentified location	0
# Relevant Data Not Available	0
Length of time between sexual assault and Restricted Report	28
# Reports made within 3 days of sexual assault	7
# Reports made within 4 to 10 days after sexual assault	1
# Reports made within 11 to 30 days after sexual assault	0
# Reports made within 31 to 365 days after sexual assault	5
# Reports made longer than 365 days after sexual assault	8
# Relevant Data Not Available	7
Time of sexual assault incident	28
# Midnight to 6 am	9
# 6 am to 6 pm	7
# 6 pm to midnight	9
# Unknown	3
# Relevant Data Not Available	0
Day of sexual assault incident	28
# Sunday	4
# Monday	1
# Tuesday	1
# Wednesday	4
# Thursday	1
# Friday	4
# Saturday	6
# Relevant Data Not Available	7
C. RESTRICTED REPORTING - VICTIM SERVICE AFFILIATION IN COMBAT AREAS OF INTEREST	FY20 Totals
# Service Member Victims	27
# Army Victims	1
# Navy Victims	0
# Marines Victims	0
# Air Force Victims	26
# Coast Guard Victims	0
# Relevant Data Not Available	0

Restricted Reports in Combat Areas of Interest (continued)

D. DEMOGRAPHICS FOR FY20 RESTRICTED REPORTS OF SEXUAL ASSAULT IN COMBAT AREAS OF INTEREST		FY20 Totals
Gender of Victims		28
# Male		6
# Female		22
# Relevant Data Not Available		0
Age of Victims at the Time of Incident		28
# 0-15		0
# 16-19		1
# 20-24		12
# 25-34		12
# 35-49		3
# 50-64		0
# 65 and older		0
# Relevant Data Not Available		0
Grade of Service Member Victims		27
# E1-E4		13
# E5-E9		9
# WO1-WO5		0
# O1-O3		4
# O4-O10		1
# Cadet/Midshipman		0
# Academy Prep School Student		0
# Relevant Data Not Available		0
Status of Service Member Victims		27
# Active Duty		19
# Reserve (Activated)		8
# National Guard (Activated - Title 10)		0
# Cadet/Midshipman/Prep School Student		0
# Academy Prep School Student		0
# Relevant Data Not Available		0
Victim Type		28
# Service Member		27
# DoD Civilian		
# DoD Contractor		
# Other US Government Civilian		
# Non-Service Member		1
# Foreign National		
# Foreign Military		
# Relevant Data Not Available		0
E. RESTRICTED REPORTING FOR A SEXUAL ASSAULT THAT OCCURRED PRIOR TO JOINING SERVICE IN COMBAT AREAS OF INTEREST		FY20 Totals
# Service Member Victims making a Restricted Report for Incidents Occurring Prior to Military Service		0
# Service Member Making A Restricted Report for an Incident that Occurred Prior to Age 18		0
# Service Member Making a Restricted Report for an Incident that Occurred After Age 18		0
# Service Member Choosing Not to Specify		0
# Relevant Data Not Available		0
F. RESTRICTED REPORTS CONVERSION DATA (DSAID USE ONLY) IN COMBAT AREAS OF INTEREST		FY20 Totals
Mean # of Days Taken to Change to Unrestricted		24
Standard Deviation of the Mean For Days Taken to Change to Unrestricted		28.08
Mode # of Days Taken to Change to Unrestricted		1
G. TOTAL VICTIMS WHO REPORTED IN PRIOR YEARS AND CONVERTED FROM RESTRICTED REPORT TO UNRESTRICTED REPORT IN THE FY20 IN COMBAT AREAS OF INTEREST		FY20 Totals
Total Victims who reported in prior years and converted from Restricted Report to Unrestricted Report in the FY20		1
# Service Member Victims who converted from Restricted Report to Unrestricted Report in FY20		1
# Non-Service Member Victims who converted from Restricted Report to Unrestricted Report in FY20		0
# Relevant Data Not Available		0
TOTAL # FY20 COMBAT AREAS OF INTEREST - RESTRICTED REPORTS OF SEXUAL ASSAULT		FY20 Totals
TOTAL RESTRICTED ASSAULTS IN COMBAT AREAS OF INTEREST		28
Afghanistan		4
Bahrain		0
Djibouti		1
Iraq		1
Jordan		1
Kosovo		0
Kuwait		1
Lebanon		0
Pakistan		0
Qatar		7
Saudi Arabia		0
Somalia		2
Syria		0
Turkey		6
Uae		5
Yemen		0
* The Restricted Reports are reports that converted to Unrestricted Reports are counted in the total number of Unrestricted Reports listed in Worksheet 1a, Section A.		

Support Services in Combat Areas of Interest

AIR FORCE CAI FY20 SUPPORT SERVICES FOR VICTIMS OF SEXUAL ASSAULT IN COMBAT AREAS OF INTEREST	
<i>NOTE: Totals of referrals and military protective orders are for all activities during the reporting period, regardless of when the sexual assault report was made.</i>	
A. SUPPORT SERVICE REFERRALS TO SERVICE MEMBERS VICTIMS FROM UNRESTRICTED REPORTS:	FY20 Totals
# Support service referrals for Victims in the following categories	
# MILITARY Resources (Referred by DoD)	128
# Medical	19
# Mental Health	22
# Legal	26
# Chaplain/Spiritual Support	20
# Rape Crisis Center	
# Victim Advocate/Uniformed Victim Advocate	24
# DoD Safe Helpline	13
# Other	4
# CIVILIAN Resources (Referred by DoD)	6
# Medical	0
# Mental Health	3
# Legal	0
# Chaplain/Spiritual Support	0
# Rape Crisis Center	2
# Victim Advocate	0
# DoD Safe Helpline	
# Other	1
# Cases where SAFEs were conducted	6
# Cases where SAFE kits or other needed supplies were not available at time of Victim's exam	0
# Military Victims making an Unrestricted Report for an incident that occurred prior to military service	1
B. FY20 MILITARY PROTECTIVE ORDERS (MPO)* AND EXPEDITED TRANSFERS - UNRESTRICTED REPORTS IN COMBAT AREAS OF INTEREST	FY20 TOTALS
# Military Protective Orders issued during FY20	5
# Reported MPO Violations in FY20	0
# Reported MPO Violations by Subjects	0
# Reported MPO Violations by Victims of sexual assault	0
# Reported MPO Violations by Both	0
<i>*In accordance with DoD Policy, Military Protective Orders are only issued in Unrestricted Reports. A Restricted Report cannot be made when there is a safety risk for the Victim.</i>	
# Unit/Duty expedited transfer requests by Service Member Victims of sexual assault	0
# Unit/Duty expedited transfer requests by Service Member Victims Denied	0
# Installation expedited transfer requests by Service Member Victims of sexual assault	5
# Installation expedited transfer requests by Service Member Victims Denied	1
C. SUPPORT SERVICE REFERRALS FOR MILITARY VICTIMS IN RESTRICTED REPORTS IN COMBAT AREAS OF INTEREST	FY20 TOTALS
# Support service referrals for Victims in the following categories	
# MILITARY Resources (Referred by DoD)	79
# Medical	8
# Mental Health	21
# Legal	11
# Chaplain/Spiritual Support	11
# Rape Crisis Center	
# Victim Advocate/Uniformed Victim Advocate	16
# DoD Safe Helpline	12
# Other	0
# CIVILIAN Resources (Referred by DoD)	8
# Medical	1
# Mental Health	3
# Legal	0
# Chaplain/Spiritual Support	1
# Rape Crisis Center	1
# Victim Advocate	0
# DoD Safe Helpline	
# Other	2
# Cases where SAFEs were conducted	3
# Cases where SAFE kits or other needed supplies were not available at time of Victim's exam	0

Support Services in Combat Areas of Interest (continued)

CIVILIAN DATA	
D. UNRESTRICTED REPORTS FROM NON-SERVICE MEMBERS (e.g., DOD CIVILIANS, DEPENDENTS, CONTRACTORS, ETC) THAT DO NOT INVOLVE A SERVICE MEMBER IN COMBAT AREAS OF INTEREST	FY20 Totals
D1. # Non-Service Members in the following categories:	6
# Non-Service Member on Non-Service Member	2
# Unidentified Subject or Undisclosed Affiliation on Non-Service Member	0
# Relevant Data Not Available	4
D2. Gender of Non-Service Members	6
# Male	1
# Female	5
# Relevant Data Not Available	0
D3. Age of Non-Service Members at the Time of Incident	6
# 0-15	0
# 16-19	0
# 20-24	0
# 25-34	1
# 35-49	0
# 50-64	0
# 65 and older	0
# Relevant Data Not Available	5
D4. Non-Service Member Type	6
# DoD Civilian	0
# DoD Contractor	3
# Other US Government Civilian	0
# US Civilian	0
# Foreign National	0
# Foreign Military	0
# Relevant Data Not Available	3
D5. # Support service referrals for Non-Service Members in the following categories	7
# MILITARY Resources (Referred by DoD)	7
# Medical	1
# Mental Health	2
# Legal	1
# Chaplain/Spiritual Support	1
# Rape Crisis Center	0
# Victim Advocate/Uniformed Victim Advocate	1
# DoD Safe Helpline	1
# Other	0
# CIVILIAN Resources (Referred by DoD)	1
# Medical	0
# Mental Health	1
# Legal	0
# Chaplain/Spiritual Support	0
# Rape Crisis Center	0
# Victim Advocate	0
# DoD Safe Helpline	0
# Other	0
# Cases where SAFEs were conducted	1
# Cases where SAFE kits or other needed supplies were not available at time of Victim's exam	0
E. FY20 RESTRICTED REPORTS OF SEXUAL ASSAULT FROM NON-SERVICE MEMBERS IN COMBAT AREAS OF INTEREST	FY20 Totals
E1. # Non-Service Member Victims making Restricted Report	0
# Non-Service Member Victims who converted from Restricted Report to Unrestricted Report in FY20	0
# Non-Service Member Victim reports remaining Restricted	0
# Restricted Reports from Non-Service Member Victims in the following categories:	0
# Non-Service Member on Non-Service Member (entitled to a RR by DoD Policy)	0
# Unidentified Subject or Undisclosed Affiliation on Non-Service Member	0
# Relevant Data Not Available	0
E2. Gender of Non-Service Member Victims	0
# Male	0
# Female	0
# Relevant Data Not Available	0
E3. Age of Non-Service Member Victims at the Time of Incident	0
# 0-15	0
# 16-19	0
# 20-24	0
# 25-34	0
# 35-49	0
# 50-64	0
# 65 and older	0
# Relevant Data Not Available	0
E4. VICTIM Type	0
# DoD Civilian	0
# DoD Contractor	0
# Other US Government Civilian	0
# Non-Service Member	0
# Relevant Data Not Available	0
E5. # Support service referrals for Non-Service Member Victims in the following categories	0
# MILITARY Resources	0
# Medical	0
# Mental Health	0
# Legal	0
# Chaplain/Spiritual Support	0
# Rape Crisis Center	0
# Victim Advocate/Uniformed Victim Advocate	0
# DoD Safe Helpline	0
# Other	0
# CIVILIAN Resources (Referred by DoD)	0
# Medical	0
# Mental Health	0
# Legal	0
# Chaplain/Spiritual Support	0
# Rape Crisis Center	0
# Victim Advocate	0
# DoD Safe Helpline	0
# Other	0
# Cases where SAFEs were conducted	0
# Cases where SAFE kits or other needed supplies were not available at time of Victim's exam	0

Case Number		Case Name		Case Status		Case Type		Case Location		Case Date		Case Time		Case Agency		Case Officer		Case Outcome	
No.	Case No.	Case Title	Case Description	Case Category	Case Sub-Category	Case Status	Case Type	Case Location	Case Date	Case Time	Case Agency	Case Officer	Case Outcome	Case Date	Case Time	Case Agency	Case Officer	Case Outcome	
1	Small Assault (A1, 10)	UNITED STATES	AI Force	0.3	Females	AI Force	0.3	Male	County Sheriff Charge	Small Assault (A1, 10)	Charged defendant (submitted by the prosecuting agency)	Arrested	Arrested	Arrested	Arrested	Arrested	Arrested	Arrested	
2	Rape (A4, 10)	UNITED STATES	AI Force	0.4	Females	Unknown	Unknown	Unknown	Officer in Unknown										
3	Physical or Control Offense (A1, 10)	UNITED STATES	AI Force	0.2	Females	AI Force	0.2	Male	Other adverse administrative action for non-revenue related offense										
4	Small Assault (A1, 10)	UNITED STATES	AI Force	0.3	Females	AI Force	0.3	Male	County Sheriff Charge	Small Assault (A1, 10)	Arrested	Arrested	Arrested	Arrested	Arrested	Arrested	Arrested	Arrested	
5	Resident Small Context (A4, 10)	UNITED STATES	NA	US Citizen	Females	AI Force	0.4	Male	Non-Substantiated	Resident Small Context (A4, 10)	Arrested	Arrested	Arrested	Arrested	Arrested	Arrested	Arrested	Arrested	
6	Rape (A4, 10)	UNITED STATES	NA	US Citizen	Females	AI Force	0.6	Male	County Sheriff Charge	Small Assault (A1, 10)	Discharge or Resignation of Law of County Sheriff								
7	Small Assault (A1, 10)	UNITED STATES	AI Force	0.3	Females	AI Force	0.3	Male	County Sheriff Charge	Small Assault (A1, 10)	Discharge or Resignation of Law of County Sheriff								
8	Small Assault (A1, 10)	UNITED STATES	AI Force	0.4	Females	AI Force	0.4	Male	Other adverse administrative action for non-revenue related offense										
9	Resident Small Context (A4, 10)	UNITED STATES	NA	US Citizen	Females	AI Force	0.3	Male	Other adverse administrative action for non-revenue related offense										
10	Resident Small Context (A4, 10)	UNITED STATES	AI Force	0.4	Females	AI Force	0.3	Male	Non-Substantiated		Failure to obey order of Registrar (A1, 10)	Arrested	Arrested	Arrested	Arrested	Arrested	Arrested	Arrested	
11	Physical or Control Offense (A1, 10)	UNITED STATES	Physical Control	Physical Control	Physical Control	Unknown	Unknown	Unknown	Officer in Unknown										
12	Aggravated Small Context (A4, 10)	UNITED STATES	AI Force	US Citizen	Females	AI Force	0.4	Male	Other adverse administrative action for non-revenue related offense										
13	Unknown (A1, 10)	UNITED STATES	AI Force	0.3	Females	AI Force	0.3	Male	Other adverse administrative action for non-revenue related offense										
14	Small Assault (A1, 10)	UNITED STATES	AI Force	0.3	Females	AI Force	0.4	Male	County Sheriff Charge	Small Assault (A1, 10)	Discharge or Resignation of Law of County Sheriff								
15	Resident Small Context (A4, 10)	UNITED STATES	AI Force	US Citizen	Females	AI Force	0.6	Females	Other adverse administrative action for non-revenue related offense										
16	Resident Small Context (A4, 10)	UNITED STATES	AI Force	0.3	Male	AI Force	0.6	Male	County Sheriff Charge	Resident Small Context (A4, 10)	Arrested	Arrested	Arrested	Arrested	Arrested	Arrested	Arrested	Arrested	
17	Resident Small Context (A4, 10)	UNITED STATES	AI Force	US Citizen	Females	AI Force	NA	Male	Subject to a Civil or Temporary Order										
18	Physical or State Law (A1, 10)	UNITED STATES	AI Force	0.6	Females	AI Force	0.7	Male	Administrative Discharge										
19	Resident Small Context (A4, 10)	UNITED STATES	AI Force	0.3	Females	AI Force	0.6	Male	Other adverse administrative action for non-revenue related offense										
20	Physical or State Law (A1, 10)	UNITED STATES	AI Force	0.6	Females	AI Force	0.6	Male	Other adverse administrative action for non-revenue related offense										
21	Physical or Control Offense (A1, 10)	UNITED STATES	AI Force	Control/Physical	Females	AI Force	0.6	Male	Other adverse administrative action for non-revenue related offense										
22	Resident Small Context (A4, 10)	UNITED STATES	NA	US Citizen	Females	AI Force	0.6	Male	Non-Substantiated	Resident Small Context (A4, 10)	Arrested	Arrested	Arrested	Arrested	Arrested	Arrested	Arrested	Arrested	
23	Resident Small Context (A4, 10)	UNITED STATES	AI Force	US Citizen	Females	AI Force	0.3	Male	County Sheriff Charge	Resident Small Context (A4, 10)	Discharge or Resignation of Law of County Sheriff								
24	Small Assault (A1, 10)	UNITED STATES	AI Force	0.3	Females	AI Force	0.3	Male	Administrative Discharge										
25	Resident Small Context (A4, 10)	UNITED STATES	AI Force	0.3	Females	AI Force	0.4	Male	Non-Substantiated		Failure to obey order of Registrar (A1, 10)	Arrested	Arrested	Arrested	Arrested	Arrested	Arrested	Arrested	Arrested
26	Small Assault (A1, 10)	UNITED STATES	AI Force	0.3	Females	AI Force	Unknown	Unknown	Officer in Unknown										
27	Resident Small Context (A4, 10)	UNITED STATES	AI Force	0.3	Females	AI Force	NA	Male	Failure to obey order of Registrar (A1, 10)										
28	Resident Small Context (A4, 10)	UNITED STATES	AI Force	0.3	Females	AI Force	0.2	Male	Other adverse administrative action for non-revenue related offense										
29	Small Assault (A1, 10)	UNITED STATES	AI Force	US Citizen	Females	Unknown	Unknown	Unknown	Officer in Unknown										
30	Resident Small Context (A4, 10)	UNITED STATES	AI Force	0.6	Females	AI Force	0.6	Male	Other adverse administrative action for non-revenue related offense										

Unrestricted Report Case Synopsis

Case Number	Case Title	Offense	Victim	Perpetrator	Case Status	Report Status	Case Location	Case Date	Case Time	Case Type	Case Description	Case Outcome	Case Notes
01	Sexual Assault (A.C. 13)	UNRESTRICTED	Female	Female	Air Force	Air Force	Female	Air Force	0.1	Male	Sexual Assault (A.C. 13)	Convicted	Both Victim and Subject
02	Sexual Assault (A.C. 13)	UNRESTRICTED	Air Force	Female	Female	Air Force	Female	Air Force	0.2	Female	Sexual Assault (A.C. 13)	Convicted	Both Victim and Subject
03	Robbery Sexual Contact (A.C. 10)	UNRESTRICTED	Air Force	US Citizen	Female	Air Force	Female	Air Force	0.4	Male	Robbery Sexual Contact (A.C. 10)	Convicted	Both Victim and Subject
04	Sexual Assault (A.C. 13)	UNRESTRICTED	Air Force	Multiple Victims	Multiple Victims - Female	Air Force	Female	Air Force	0.3	Male	Sexual Assault (A.C. 13)	Convicted	Courtly and noncustodial
05	Sexual Assault (A.C. 13)	UNRESTRICTED	Air Force	Female	Female	Air Force	Female	Air Force	0.7	Male	Sexual Assault (A.C. 13)	Convicted	Victim (single victim)
06	Robbery Sexual Contact (A.C. 10)	UNRESTRICTED	N/A	US Citizen	Female	Air Force	Female	Air Force	0.3	Male	Robbery Sexual Contact (A.C. 10)	Convicted	Both Victim and Subject
07	Sexual Assault (A.C. 13)	UNRESTRICTED	Air Force	Female	Female	Air Force	Female	Air Force	0.7	Male	Sexual Assault (A.C. 13)	Convicted	Victim (single victim)
08	Robbery Sexual Contact (A.C. 10)	UNRESTRICTED	N/A	US Citizen	Female	Air Force	Female	Air Force	0.1	Male	Robbery Sexual Contact (A.C. 10)	Convicted	Both Victim and Subject
09	Sexual Assault (A.C. 13)	UNRESTRICTED	Air Force	Female	Female	Air Force	Female	Air Force	0.4	Male	Sexual Assault (A.C. 13)	Convicted	Victim (single victim)
10	Sexual Assault (A.C. 13)	UNRESTRICTED	Air Force	Female	Female	Air Force	Female	Air Force	0.4	Male	Sexual Assault (A.C. 13)	Convicted	Victim (single victim)
11	Rape (A.C. 13)	UNRESTRICTED	Air Force	Female	Female	Air Force	Female	Air Force	0.2	Male	Rape (A.C. 13)	Convicted	Both Victim and Subject
12	Robbery Sexual Contact (A.C. 10)	UNRESTRICTED	N/A	US Citizen	Female	Air Force	Female	Air Force	0.3	Male	Robbery Sexual Contact (A.C. 10)	Convicted	Both Victim and Subject
13	Sexual Assault (A.C. 13)	UNRESTRICTED	Air Force	Female	Female	Air Force	Female	Air Force	0.1	Male	Sexual Assault (A.C. 13)	Convicted	At atch and victim (multiple victims)
14	Rape (A.C. 13)	UNRESTRICTED	Air Force	Female	Female	Continental	Female	Continental	0.1	Male	Rape (A.C. 13)	Convicted	At atch and victim (multiple victims)
15	Sexual Assault (A.C. 13)	UNRESTRICTED	N/A	US Citizen	Female	Air Force	Female	Air Force	0.1	Male	Sexual Assault (A.C. 13)	Convicted	Victim (single victim)
16	Sexual Assault (A.C. 13)	UNRESTRICTED	Air Force	Female	Female	Air Force	Female	Air Force	0.4	Male	Sexual Assault (A.C. 13)	Convicted	Both Victim and Subject
17	Sexual Assault (A.C. 13)	UNRESTRICTED	United Kingdom	Female	Female	Air Force	Female	Air Force	0.4	Male	Sexual Assault (A.C. 13)	Convicted	Both Victim and Subject
18	Robbery Sexual Contact (A.C. 10)	UNRESTRICTED	Air Force	Multiple Victims	Multiple Victims - Female	Air Force	Female	Air Force	0.6	Female	Robbery Sexual Contact (A.C. 10)	Convicted	Both Victim and Subject
19	Sexual Assault (A.C. 13)	UNRESTRICTED	Female	Female	Air Force	Female	Air Force	Air Force	0.7	Female	Sexual Assault (A.C. 13)	Convicted	Both Victim and Subject
20	Robbery Sexual Contact (A.C. 10)	UNRESTRICTED	Air Force	Multiple Victims	Multiple Victims - Male & Female	Air Force	Female	Air Force	0.1	Male	Robbery Sexual Contact (A.C. 10)	Convicted	Subject in single subject
21	Sexual Assault (A.C. 13)	UNRESTRICTED	Air Force	Female	Female	Air Force	Female	Air Force	0.4	Male	Sexual Assault (A.C. 13)	Convicted	Both Victim and Subject
22	Robbery Sexual Contact (A.C. 10)	UNRESTRICTED	Air Force	Multiple Victims	Multiple Victims - Male	Air Force	Female	Air Force	0.6	Male	Robbery Sexual Contact (A.C. 10)	Convicted	Both Victim and Subject
23	Sexual Assault (A.C. 13)	UNRESTRICTED	Air Force	Female	Female	Air Force	Female	Air Force	0.1	Male	Sexual Assault (A.C. 13)	Convicted	Both Victim and Subject
24	Sexual Assault (A.C. 13)	UNRESTRICTED	Air Force	Female	Female	Air Force	Female	Air Force	0.4	Male	Sexual Assault (A.C. 13)	Convicted	Both Victim and Subject
25	Robbery Sexual Contact (A.C. 10)	UNRESTRICTED	Air Force	Female	Female	Air Force	Female	Air Force	0.2	Male	Robbery Sexual Contact (A.C. 10)	Convicted	Both Victim and Subject

Unrestricted Report Case Synopses

Field Division	Case Number	Case Name	Case Type	Case Status	Case Date	Case Location	Case Description	Case Summary	Case Outcome	Case Notes
001
002
003
004
005
006
007
008
009
010
011
012
013
014
015
016
017
018
019
020
021
022
023
024
025
026
027
028
029
030
031
032
033
034
035
036
037
038
039
040
041
042
043
044
045
046
047
048
049
050