



Enclosure 3: Department of the Air Force Report





SECRETARY OF THE AIR FORCE
WASHINGTON

01 AUG 2022

MEMORANDUM FOR UNDER SECRETARY OF DEFENSE FOR PERSONNEL AND
READINESS

SUBJECT: Fiscal Year 2021 Annual Report on Sexual Assault in the Military

In response to your August 25, 2021 data call, I am forwarding the Department of Air Force input to the *Fiscal Year 2021 Department of Defense (DoD) Annual Report on Sexual Assault in the Military*.

The Department of the Air Force Sexual Assault Prevention and Response (SAPR) Program seeks to reduce sexual assault and increase victim reporting, thereby narrowing the gap between the prevalence rate and the number of incidences reported. Fiscal year 2021 continued a historical trend line of an increasing number of reports with a 2% increase from fiscal year 2020 and the highest recorded value in the history of the Department of the Air Force SAPR program. The Department of the Air Force aims to close the gap between prevalence and reporting while simultaneously working to decrease prevalence of sexual violence.

The Department of the Air Force remains dedicated to combating sexual assault through a collaborative and comprehensive approach, teaming multiple functional partners together to strengthen prevention efforts and response capabilities. Ultimately, we are committed to fostering a culture of dignity and respect where sexual violence is not tolerated.

A handwritten signature in black ink, appearing to read "Frank Kendall", is positioned above the printed name.

Frank Kendall

Attachment:

Enclosure to Department of Defense Fiscal Year 2021 Annual Report on Sexual Assault in the Military

FY21 Annual Report on Sexual Assault in the Military Executive Summary: Department of the Air Force

The Department of the Air Force (DAF) remains committed to combatting sexual assaults enterprise-wide using effective, research-informed prevention and accountability measures, and ensuring comprehensive support and response for sexual assault victims. We continue to engage industry, academia, and government agencies to identify proven prevention approaches on sexual assault and harassment and to identify proven approaches for sexual assault response.

The Department's dedication to sexual assault prevention and response resulted in numerous initiatives in Fiscal Year 2021 (FY21):

- **Prevention** – The DAF conducted a realignment of our Integrated Prevention approach, including sexual assault prevention and response, moving operations and training to a field-level execution directorate allowing for more focus, access and efficiency at the Headquarters DAF-level responsible for policy, design, and advocacy. Additionally, we aligned our policy and prevention systems in accordance with USD (P&R) Prevention Plan of Action and DoDI 6400.09, *Integrated Primary Prevention*.
- **Sexual Communication and Consent Program (SCC)** – The DAF developed innovative, evidence-informed sexual assault prevention training specifically for delivery during Basic Military Training (BMT) and includes both universal and tailored content. The training seeks to prevent first-time occurrences of sexual assault (among those never previously sexually assaulted), prevent sexual assault re-victimization (among those sexually assaulted prior to entering BMT), prevent sexual assault perpetration, and influence sexual assault-related proximal outcomes (i.e., mediators), including BMT trainees' attitudes, cognitions, and behaviors.
- **Secretary of Defense (SecDef) Independent Review Committee (IRC)** – The SecDef approved the recommendations of the Independent Review Commission (IRC) to address sexual assault and harassment in the military. The IRC recommended four Tiers to address the recommendations that allows progressive implementation, ensures program effectiveness, and allows the Services to move out quickly.

IRC recommendation efforts underway in the DAF:

- Initiated pilots for co-location response services (in-person “connect to care”) for victims of sexual assault sexual harassment and family violence
 - DAF is the only Service with an existing prevention workforce framework beyond SAPR. DAF will also be expanding this existing workforce to better support Airmen, Guardians, and families.
 - Conducting manpower assessment for prevention and response capability
 - Evaluating AF Compatibility Assessment as a pre-accession instrument
- **2021 National Discussion on Sexual Assault and Sexual Harassment at America's Colleges, Universities and Service Academies**
 - The National Discussion on Sexual Assault and Sexual Harassment is a tri-Department event, initiated by all three Service Secretaries, to generate a

dialogue with America's colleges, universities, and service academies through a combined effort to combat and eradicate sexual assault and sexual harassment from campuses across the nation.

- The United States Air Force Academy (USAFA) hosted the FY21 National Discussion virtually 7-8 Sep 21. The two-day event hosted 71 speakers in multiple forums, to include the Secretary of Defense, all Service Secretaries, two Congresswomen, as well as leaders from the Department of Education, Department of Defense Sexual Assault Prevention Office (DoD SAPRO), university presidents, Air Force Academy Teal Rope Leader (Peer Program), leading industry professionals, and the head of the 2021 Independent Review Commission. The 232 participants included leaders across the military services, academia, and industry experts, representing over 43 colleges and universities, five military service academies, and a host of government and civilian agencies that specialize in sexual assault and sexual harassment research and prevention.
- The National Discussion showcased the military's strong joint commitment to the issue of preventing sexual assault and sexual harassment. It highlighted that the military service academies are at the forefront of collaboration with colleges and universities, and that they play an active role in pursuing the goal of reducing sexual assault and sexual harassment on the campuses of higher education across the country.

The DAF understands that measuring and understanding the effectiveness of our various programs and efforts is challenging. Our best measurement of effectiveness comes from the Department's Workplace and Gender Relations Survey of Active Duty Members (WGRA) that provides bi-annual data on the estimated prevalence of sexual assault and unwanted sexual contact based on current Service end strength and the actual number of reports received. DAF is aiming to close the gap between prevalence and reporting while simultaneously working to decrease prevalence of sexual violence. Of note, this report does not include prevalence, as the FY20 WGRA was delayed due to COVID.

Although we are faced with challenges, the DAF will continue to focus on providing a world-class response capability to accelerate our progress towards Air and Space Forces free from sexual assault. We are continuously learning and understanding that preventing and responding to sexual assault is a leadership issue and a command responsibility. We hold leaders, both military and civilian, accountable for the climates in the organizations they lead. Prevention is "cross-cutting" and we recognize the overlap of risk and protective factors across the different forms of interpersonal and self-directed violence (ISDV).

Sexual assault is a crime that undermines force lethality, readiness, and mission success. Through engaged and equipped Service members and leaders at all levels, we are committed to preventing and reducing sexual assault while ensuring that victims receive care and perpetrators are held appropriately accountable.

1. Goal 1—Prevention: "institutionalize evidenced-based, informed prevention practice and policies across the Department so that all Military Service members are treated with dignity and respect, and have the knowledge, tools, and support needed to prevent sexual assaults."

1.1 Prevention Plan of Action (PPoA) Implementation Efforts: Summarize the major activities supporting implementation and evaluation of the PPoA objectives completed in FY21. Include efforts to address short-term activities (due May 2021) and progress in implementing intermediate- and long-term activities (due 2023 and 2025+, respectively).

The DAF initiatives in FY21 included directives to address resilience resourcing needs and gaps through CSO and CSAF priorities.

Headquarters DAF completed a realignment to increase prevention staffing. Changes to organizational structure included streamlining prevention efforts to advance prevention policies and practices. This realignment added subject matter experts, research professionals, and a system for incorporating and integrating collaboration to bring new ideas to DAF prevention systems.

The DAF Integrated Resilience directorate maintains a system to increase and foster collaboration through internal and external partnerships with experts and academic institutions. In FY21, DAF enhanced the Community Action Board/Community Action Team (CAB/CAT) system that maintains collaborative relationships with functional level experts and prevention professionals to share prevention research, innovations, and best practices.

The DAF Office of Special Investigations (AFOSI) received 47 billets in the FY23 Program Objective Memorandum (POM) to support Special Victim Investigation and Prosecution (SVIP) investigations. They will be utilized to investigate unrestricted reports of adult sexual assault, unrestricted reports of domestic violence involving sexual assault and/or aggravated assault with grievous bodily harm, and child abuse involving child sexual assault and/or aggravated assault with grievous bodily harm.

In FY21, the DAF overhauled the Resilience website by updating and streamlining tools and resources for Leaders and the Total Force. Moving forward, tools will be reviewed and updated routinely to address emerging issues and provide the latest research-informed practices.

The DAF updated DAFI 90-5001, *Integrated Resilience* in order to align with DoDI 6400.09, *Integrated Primary Prevention of Self-Directed Harm and Prohibited Abuse or Harm*, 11 Sept 20.

1.2 Immediate Actions Implementation Efforts: Summarize the activities undertaken during this reporting period to address the initiatives required under the Secretary of Defense's Immediate Actions Memorandum and follow-on guidance from the Under Secretary of Defense for Personnel and Readiness. Address your efforts under each of the requirements listed below:

- **Immediate Action 1. Assess Compliance with Sexual Assault and Harassment Policies and Integrated Violence Prevention Efforts**
- **Immediate Action 2. Conduct Evaluation at High-Risk Installations**
- **Immediate Action 3. Establish a Violence Prevention Workforce**

Immediate Action 1: The DAF fully supported and completed Immediate Action 1, Assess Compliance with Sexual Assault Harassment policies and Integrated Violence Prevention

Efforts. This action assessed the Department-wide accountability, prevention, climate and culture, and victim care and support through a complete compliance assessment of sexual assault and harassment policies and integrated violence prevention efforts. This assessment used five measures to determine the level of compliance at the installation and headquarters levels: 1) *Baseline Sexual Assault Prevention and Response Compliance Assessment*; 2) *Baseline Sexual Harassment Prevention Compliance Assessment*; 3) *Department of Defense Instruction (DoDI) 6400.09 Self-Assessment Tool*, with two separate sections for leadership and prevention program personnel; 4) *Command/Installation Self-Assessment*, and 5) *Headquarters Assessment*. DAF measured these by administering self-assessments to installations using the Qualtrics web-based survey platform (20 Apr-19 May 21). DAF completed a headquarters-level assessment (3-21 May 21).

All Department of the Air Force regular and reserve installations were required to complete the installation self-assessments. Links to the self-assessments were sent to installation commanders, along with corresponding background information. Installation commanders were instructed to select the best person or group to complete each component of the assessments. Ninety installations completed at least one part of the self-assessment; three-quarters of the installations completed all five parts. In total, 73 Air Force regular component installations, 7 Space Force installations and 10 Air Force Reserve Command installations completed self-assessments.

The assessments identified several strengths and gaps. The strengths included using evidence-informed prevention programs, the use of Violence Prevention Integrators (VPIs) as prevention specialists to assimilate all violence prevention efforts at the installation level and the use of the Community Action Team to allow for strong communication between organizations supporting sexual assault and harassment prevention and response and integrated violence prevention. Gaps revealed the need to update policies and procedures to meet all requirements of DoDI 6400.09 and to ensure quality implementation and continuous evaluation of headquarters-level prevention programs.

The DAF is committed to building upon ongoing efforts through the Prevention Plan of Action (PPoA) in order to eliminate gaps and better support our Forces and their families against interpersonal and self-directed violence.

Immediate Action 2: The DAF fully supported DoD-led Immediate Action 2 Onsite Installation Evaluations (OSIE). The DoD final report included recommended action for commanders and installations: (1) Military Departments and National Guard Bureau (NGB) should issue prevention policy and re-assess OSIEs compliance, (2) Leaders at OSIE sites should enhance authentic engagement and responsiveness to the military community's needs, reinforce healthy climates, define the local prevention system, enhance military community engagement and help-seeking and address compliance deficiencies.

The DAF continues building on identified strengths, to include enhancing the prevention policy to ensure compliance using evidence-informed prevention programs. The DAF has a prevention policy - DAFI 90-5001. This instruction establishes prevention policy across the DAF and institutionalizes a dedicated prevention workforce. In addition to conducting

actions to address each recommendation, the DAF plans to incorporate them into DAFI 90-5001 and implement yearly compliance reporting. The DAF has built on ongoing efforts like the Prevention Plan of Action to address known shortcomings.

The DAF institutionalized continuous evaluation practices at all levels. This year, the DAF expanded training and use of Getting to Outcomes (GTO), a program evaluation model utilized by the Air and Space Forces to build capacity for program evaluation. The DAF is enhancing evaluation policy and practices to ensure continuous evaluation of policy compliance and program outcomes.

Immediate Action 3: The DAF fully complied with Immediate Action 3 actions to assess and train the prevention workforce. Immediate Action 3 efforts focused on evaluating the workforce to ensure requirements for primary prevention programming personnel as specified in DoDI 6400.09, *Integrated Primary Prevention of Self-Directed Harm and Prohibited Abuse or Harm*, 11 Sep 20. Preliminary assessment identified gaps in the capability to fully meet DoD and DAF requirements for Integrated Primary Prevention. The DAF is currently undertaking a manpower assessment in order to evaluate whether current authorization levels are sufficient to perform all duties. Results from Immediate Action 3 led to the development of a new prevention work force model to better meet the prevention requirements and deliver an integrated prevention framework in line with the DAF's approach and requirements from other IRC recommendations. In the meantime, the DAF has updated onboarding training for prevention professionals and has begun updating position descriptions. The DAF is on track to have its violence prevention workforce fully trained by the DoD's 30 Jun 22 timeline.

The DAF Violence Prevention Program (VPP) focuses on non-clinical and primary prevention of interpersonal and self-directed violence—stopping it before it occurs. The VPP collaboratively identifies, implements, and assesses public health-informed and evidence-based prevention policy, practices, programs and processes to eliminate interpersonal and self-directed violence. The fulltime workforce is comprised of Violence Prevention Integrators and Community Support Coordinators. In accordance with DAFI 90-5001, primary prevention personnel must complete annual training and other professional development as directed by the DAF in order to maintain proficiency and currency with national or local evidence-based programs and activities affecting their scope of work. The DAF also requires the DoD SAPRO SPARX Prevention Training for its prevention workforce.

1.4 Future Plans: Identify any major leadership approved initiatives your Military Service/NGB is undertaking in support of prevention and/or the PPOA. Identify key considerations or obstacles that are currently affecting the implementation of the PPOA.

Co-location Policy – The DAF is piloting an initiative to co-locate response services for victims of sexual assault, sexual harassment, and domestic violence. The DAF has drafted guidance for the pilot.

Enhancing continuous evaluation – One of the biggest challenges in prevention is the measurement and understanding of the effectiveness of our various programs and efforts. The DAF recognized a need to ensure all prevention activities are data-informed and to sunset those that are not. Increased focus in this mindset drove the development of the DAF Evaluation Plan. Implementation has begun with projected completion in CY22. Actions to date include the development of prevention-focused evaluation and program development teams.

Key considerations – The DAF continues to align PPOA activities with IRC recommendation efforts. We anticipate future resourcing requests will include additional requests to strengthen our prevention program. We will continue to plan for all resource requirements.

2. Goal 2—Victim Assistance & Advocacy: “deliver consistent and effective advocacy and care for all military Service members or their adult dependents, such that it empowers them to report assaults, promotes recovery, facilitates dignified and respectful treatment, and restores military readiness.”

2.1 Strategic Summary: Summarize your efforts to achieve the Victim Assistance & Advocacy goal. In this strategic summary, include significant updates and/or force-wide changes and/or initiatives begun or completed by your Military Service/NGB in FY21. As applicable, include significant updates on Sexual Assault Response Coordinator (SARC) and Sexual Assault Prevention and Response Victim Advocate (SAPR VA) training; victim medical and mental health services; manpower and resource capabilities and/or shortfalls; certifications; regulation/policy publication; resources/products to support victims and responders; sexual assault victim and retaliation reporter care in garrison and deployed environments; response services for men who report sexual assault; collaboration with civilian victim response organizations; SAPR training for the force (e.g., junior officer (O1-O2), mid-level enlisted (E4-E6), and junior enlisted training on appropriate actions to report and respond to sexual assault), including efforts to implement the new DoDI 6495.02 Volume 2, SAPR: Education and Training; and Case Management Group (CMG) actions. There is no need to repeat prior Annual Report submissions or address each of the examples above if these processes have remained largely the same as in previous years.

While initially introduced in the FY20 Annual Report, the DAF completed the realignment of the DAF Integrated Resilience Office in FY21. The realignment relocated operations and training functions to the Air Force Personnel Center (AFPC) in San Antonio, TX. This move established the Integrated Resilience Branch (AFPC/DPFZ) which became fully operational 1 Mar 21. AFPC/DPFZ supports Air Force and Space Force.

The increased resourcing and manpower associated with the AFPC/DPFZ stand-up allowed for experts within multiple forms of violence prevention (to include suicide, domestic and intimate partner violence, workplace violence, and child maltreatment) to work alongside SAPR personnel in creating a more integrated approach to violence prevention for DAF. Changes to organizational structure included streamlining prevention efforts to advance prevention policies and practices. Realignment included the addition of subject matter experts, research professionals and a system for incorporating and integrating collaboration to bring new ideas to DAF prevention systems. Additionally, the move co-located the oversight for worldwide SARC manning with the Air Force’s personnel

and readiness experts, enabling smooth execution and management of all SAPR positions.

The DAF Integrated Resilience directorate is currently working with the Air Force Manpower Analysis Agency to conduct a manpower assessment of our SAPR and Violence Prevention personnel in both the Air Force and Space Force, which will be completed in 2022. This review addresses several items from the IRC, including sunsetting our SAPR volunteer victim advocates, ensuring our prevention and response workforce is right-sized and determining the correct reporting structure for our SAPR personnel.

The DAF also enhanced our Resilience website by updating the look and ease of use of the site with a new layout. The homepage, and subsequent pages, link to web documents dedicated to specific issues such as what to do if someone is sexually assaulted, or the difference between restricted and unrestricted reporting. In addition, we added a “hot link” on the SAPR page that opens a new website quickly if the user feels they are being watched or monitored. In this digital age, Airmen and Guardians are more likely to try to find information online before asking another person, especially for such sensitive issues as sexual assault or suicide. The website is now more reflective of the knowledge a user may need in times of crisis by expanding access to information and resources, including insight into civilian and military prosecution, service member and civilian helping resources, updating information on SAPR policy changes, increasing information on suicide prevention and highlighting DAF time-based prevention efforts.

Despite the unique challenges of 2021, with continuing challenges of COVID and travel restrictions, the MAJCOM/FLDCOM SAPR Program Managers conducted refresher training for all our SARCs and SAPR VAs virtually. This year’s training included a module on congressional briefings and research findings from an expert in victimology and their interviews with survivors of cyber victimization/in-person victimization and interviews with their female loved ones. The Director of We End Violence, led a session on various practices designed to ensure that survivor support efforts promote and exhibit the ethics of inclusion, equity, and belonging. The founder of the Center for Respect provided talks on self-care and bystander intervention. His talks also focused on working with leadership on strategizing and operationalizing support to help change culture, prevent sexual violence, and support those who are victims of sexual violence. Other topics covered included reporting retaliation, unique barriers experienced by the LGBTQIA+ community and survivor support, combatting biases in victim services, and victim resiliency in seeking justice.

Additionally, the DAF partnered with the Emotional Intelligence Institute to host state-of-the-art training using mixed reality technology. This company specializes in training emotional intelligence, empathetic communication, and leadership skills for military members with the use of mixed reality avatars and professional performers in customized scenarios. The sessions enabled SAPR personnel to advance their advocacy skills and

maneuverer ethical dilemmas in a fail-safe environment. DAF enhanced the foundational SARC and VA course by adding mixed reality to their advocacy skills module during FY21.

The DAF hosted two, 2-Day Healthy Masculinity Training Institute sessions provided by Men Can Stop Rape (MCSR), an internationally recognized organization known for its approach to positively mobilizing men in the prevention of sexual and domestic violence. Through two days of discussions about theory, interactive group exercises, role-playing, and multi-media presentations, the participants gained a framework to positively construct masculinity and to motivate men's engagement in challenging the attitudes and behaviors that support violence against girls and women.

Lastly, the Department submitted the interim progress report for junior officer and enlisted leader's education and training. Revised curriculum will ensure DAF junior leadership's ability to influence a positive workplace climate, while understanding their critical role in the prevention of and response to a variety of issues including, but not limited to, sexual harassment, sexual assault, suicide and domestic violence.

2.2 SARCs and SAPR VA Suspension, Revocation, and Reinstatement: Without providing personally identifiable information, how many SARCs and SAPR VAs in your Military Service received a suspension? A revocation? A reinstatement? (Identify how many SARCs and SAPR VAs for each category). Are there any process improvements or changes that would make the Defense Sexual Assault Advocate Certification Program more effective?

During FY21, the DAF SAPR Program had 4 suspensions and 10 revocations as follows:

- Suspensions – 1 CIV SAPR VA; 3 Active Duty (AD) Volunteer Victim Advocates (VVAs)
- Revocations – 4 SARCs (1 CIV SARC, 2 AD SARCs, 1 Guard SARC); 6 AD VVAs

There were no reinstatements during this period.

One process improvement recommendation for the D-SAACP program is further clarification of the roles and responsibilities of DoD, service SAPR program offices, and commanders in the reinstatement process within Section 3 of DoDI 6495.03.

2.3 Sexual Assault Forensic Exam (SAFE) Kits: Was the medical care of any Service member hindered due to the lack of a SAFE kit, timely access to appropriate laboratory testing resources, or other resources? If yes, explain and also address how many times this occurred and what actions were taken to mitigate the issue? (Note: This answer should be consistent with the number reported in blocks A and C of the Victim Services matrices).

There was no hindrance of medical care due to SAFE kit or physical resources. One isolated case of a delayed SAFE occurred during the height of the COVID-19 pandemic secondary to lack of nursing staff at the civilian facility where the MTF had an MOU. An Active-Duty member had a delay in their SAFE from Saturday evening to the following Sunday morning due to the lack of a trained SANE. At the height of the pandemic, a significant number of nursing staff at this facility either ended their employment or were isolated or quarantined due to illness. Staffing has since returned to normal levels at the civilian facility.

2.4 Military Protective Orders: How many Military Protective Orders (MPOs) were issued as a result of an Unrestricted Report (include the number of MPOs issued and the number violated)? Indicate if the victim(s) and the alleged offender(s) were provided with copies of the DD Form 2873, “Military Protective Order,” as required.

94 MPOs were issued in FY21 as a result of an Unrestricted Report. Three of these MPOs were violated by the alleged offender. Percentage of DD Form 2873s that were provided to the victim(s) and alleged offender(s): 71% Yes, 7% No, 22% Unknown.

*The 94 MPOs include cases that were reported prior to FY21 but an MPO was issued in FY21. 7% No were due to PCS, Admin turnover and victim stopped communicating. 22% Unknown also due to personnel turnover.

2.5 Future Plans: Describe your leadership-approved future plans (if any) to further improve the achievement of the Victim Assistance and Advocacy goal.

The DAF is committed to implement the IRC recommendations, which will expand support and care to victims of sexual assault, sexual harassment, and intimate partner violence by eliminating collateral duty advocates and adding full-time SAPR staff to address incidents of sexual assault, removing SARCs from the chain of command in accordance with DoD SAPRO guidance, and increasing our dedicated prevention workforce. Additionally, the SARC and SAPR VA foundational course added virtual reality as a training enhancement to the role-plays to provide trainees the ability to enhance their soft skills training and to enable the instructors to monitor and evaluate the victim response. This added enhancement to training will provide better advocacy skills and preparation as they move into their role as a SARC or SAPR VA.

3. Goal 3—Investigation: “sustain a high level of competence in the investigation of adult sexual assault using investigative resources to yield timely results.”

3.1 Strategic Summary: Summarize your efforts for achieving the Investigation goal. In this strategic summary, include significant updates and/or force-wide changes and/or initiatives begun or completed by your Military Service/NGB in FY21. As applicable, include significant updates made to your Military Services’/NGB’s Special Victim Investigation and Prosecution Capability for Military Criminal Investigative Organizations (e.g., investigator and prosecutor coordination); investigative resources (e.g., crime scene processing and anonymous hotline capabilities) and manpower capabilities; training for military criminal investigators, law enforcement personnel, and/or first responders (e.g., interview techniques and the CATCH a Serial Offender (CATCH) Program); policy and regulation updates; case quality reviews; sexual assault-related retaliation investigations; and information sharing within DoD and other organizations (e.g., federal and/or local civilian law enforcement). There is no need to repeat prior Annual Report submissions or address each of the examples above if these processes have remained largely the same as in previous years.

In FY21, AFOSI staffed and funded 22 specialized sexual assault investigators (SVIP agents) to support compliance with Special Victims’ Investigation and Prosecution capability requirements. AFOSI strategically assigned SVIP agents across the globe to maximize capabilities at locations with historically higher rates of sexual assault allegations. AFOSI also sourced and initiated additional specialized crime scene and forensic training for SVIP agents to increase expertise on sex-related offenses, which

allowed SVIP agents to lead investigations throughout a larger geographic area of responsibility. While the SVIP-designated agents received additional specialized training in sex-related offenses, AFOSI continued its standard practice to train all agents to conduct sexual offense investigations. AFOSI agents receive initial training on sexual offense investigations at AFOSI's Basic Special Investigator's Course (BSIC) and receive advanced sexual offense investigations training through AFOSI's Sexual Crimes Investigations Training Program (SCITP). SCITP exemplifies an ongoing partnership between AFOSI, Judge Advocate, and SAPR communities in the efforts to combat sex crimes. The course attendance priority for SCITP is given to SVIP-designated agents and field leadership teams at locations with higher occurrences of alleged sex assaults. Despite COVID restrictions, 103 AFOSI agents, one AFOSI analyst and three Judge Advocates attended SCITP in FY21. Additionally, AFOSI agents and analysts received continuous education by attending virtual conferences in FY21, which included the End Violence Against Women Conference, Crimes Against Women Conference, and Crimes Against Children Conference.

In FY21, the DAF received 330 requests for CATCH Passwords and 114 entries were submitted into the CATCH database. Eleven CATCH entries resulted in a match to an existing investigation, and two CATCH entries resulted in a match to another CATCH entry. AFOSI continues to participate in monthly MCIO meetings to discuss the matches and challenges that arise within the CATCH program.

AFOSI has a process to review a percentage of closed investigations to ensure investigative sufficiency. In FY21, AFOSI reviewed 115 (10%) of closed sex crimes investigations. Of the 115 investigations, all but five were identified as being sufficient. Actions were taken to ensure sufficiency for the five insufficient investigations.

In FY21, AFOSI did not conduct any sexual assault retaliation/reprisal investigations.

3.2 Evidence Processing Challenges: Describe any evidence processing challenges at the Defense Forensic Science Center (e.g., shipping delays and turnaround time for processing of SAFE kits and other evidence) and actions taken to address or mitigate these challenges.

The average turnaround time for sexual assault evidence from the laboratory was approximately 35 days in FY21 (average in FY20 was 42 days). The diagnostic lab technicians, staff, and AFOSI agents have been engaged from the onset of COVID-19 restrictions to understand the potential short and long-term effects from congested shipping or other delays. Laboratory operations were initially hampered by COVID-19 effects; however, lab operations are slowly returning to full capacity.

3.3 Future Plans: Describe your leadership-approved future plans (if any) to further improve the achievement of the Investigation goal.

AFOSI submitted a request in the FY23 POM cycle for critical programmed investments in sexual assault and other violent crime investigations for AFOSI, based upon national and DoD requirements and dramatic increases of caseload and evidentiary demands to AFOSI. Through other avenues, AFOSI was provided 47 Violent Crimes billets to be executed during FY23 and FY24. Forty-four of the 47 billets will be agent billets. AFOSI

drafted and submitted an allocation plan in order to ensure the new billets are placed where they are most needed based on overall sexual crimes investigations per location.

AFOSI is planning a tiered approach for certification and specialization of our SVIP agent workforce and ensuring that every AFOSI geographic location, at a minimum, has capability for basic competency to provide an initial response to a sex crimes allegation, while simultaneously investing in intermediate and advanced training for SVIP agents who are serving on violent crimes teams throughout all DAF installations. This approach ensures compliance with congressional and DoD mandates.

A review of AFOSI's SVIP training program revealed AFOSI fell short in areas of child abuse and Interpersonal Violence (IPV). To address these shortfalls, AFOSI proposed a SVIP certification program to build upon the existing sex crimes investigations training conducted through AFOSI Investigations Academy's Sex Crimes Investigations Training Program (SCITP). The current course will be expanded to include IPV topics, with the pilot course scheduled for execution in FY23. Additionally, AFOSI is working on the curriculum for an advanced child abuse course that would be offered to agents upon successful graduation from the updated SCITP course. This advanced training is currently being developed with plans for a pilot course scheduled for FY23.

AFOSI created a new leadership training course, the Field Leadership Management Seminar (FLMS) to be implemented in FY22. This course is designed for individuals being assigned to field leadership positions who will be responsible for all investigations and operations at their designated field unit. FLMS' major topic area is SVIP investigations and will give AFOSI field leaders the key elements for conducting SVIP investigations from the leadership and management perspective.

4. Goal 4—Accountability: “maintain a high competence in holding alleged offenders appropriately accountable.”

4.1 Strategic Summary: Summarize your efforts to achieve the Accountability goal. In this strategic summary, include significant updates and/or force-wide changes begun or completed by your Military Service/NGB in FY21. As applicable, include significant updates on any new legal support resources, manpower capabilities, and/or redesign of services provided to victims/clients; training and certification (as required) of personnel affiliated with the Special Victim Investigation and Prosecution Capability program (paralegals, trial counsel, and victim-witness assistance personnel) for responding to allegations of sexual assault; and policy and regulation updates. There is no need to repeat prior Annual Report submissions or address each of the examples above if these processes have remained largely the same as in previous years.

The DAF continues efforts under this goal as identified in previous Annual Reports and has undertaken several additional initiatives to strengthen accountability, including developing a holistic approach to sexual assault investigations and prosecutions via the Special Victim Investigation and Prosecution (SVIP) capability and expanded victim representation via the Special Victims' Counsel (SVC) program.

Section 548 of the FY20 NDAA required the Secretary of Defense to establish a program by 1 Dec 20 to provide legal counsel to victims of alleged domestic violence offenses who otherwise qualify for legal assistance under 10USC § 1044. The DAF's SVC division and the JAG Corps began providing legal representation and support to domestic violence victims through three complementary programs: Victim Witness Assistance Program (VWAP), Special Victims' Counsel (SVC) program, and Legal Assistance program. The Department has taken a victim-centric approach to implementation, recognizing every crime victim's needs are unique to his or her circumstances, and maximizes flexibility to provide appropriate and individually tailored services. VWAP personnel serve as the initial entry point for domestic violence victims. Based on client needs, VWAP provides critical intake and referral services, to include available legal resources, and can also refer the victim to a legal assistance attorney or an SVC. SVCs provide military justice-related support to domestic violence victims, while providing more extensive statutorily mandated support to sexual assault victims.

New services provided by SVCs to domestic violence victims include: (1) advocacy to military justice actors and Department of Defense Agencies for domestic violence victims; (2) advocacy to civilian agencies; (3) assistance with respect to state and federal victim compensation and restitution programs; (4) referrals to additional services/office of primary responsibility; and (5) a review of a client's Inspector General, Congressional, or similar complaint for the purpose of assuring the contents do not jeopardize the client's rights or position with respect to the matter that led to the original representation.

The Office of Special Investigation (OSI), Security Forces, and the Judge Advocate General (JAG) Corps have developed best practices in the investigation and prosecution of crimes; these practices integrate OSI special agents and Security Forces investigators with JAG Corps attorneys and paralegals into specialized teams at the inception of an investigation, through trial, and in post-trial assessments. These practices are collectively defined as the Criminal Investigation and Prosecution (CIP) capability. Air Force Instruction 51-201, Administration of Military Justice, Section 22B, outlines the Department's requirements for investigative support teams, including CIP. The CIP team consists of Military Criminal Investigative Organizations (MCIO) personnel, an installation-level judge advocate and paralegal, and an assigned senior prosecutor. CIP is leveraged through each step of the military criminal justice process. A CIP team is charged to ensure the capability is employed in every criminal case.

The Special Victims Investigation and Prosecution (SVIP) capability, a second type of investigative support team, is a specialized CIP capability that is activated for investigations and cases involving offenses that are: (1) unrestricted reports of adult sexual assault; (2) unrestricted reports of domestic violence involving sexual assault and/or aggravated assault with grievous bodily harm; and (3) child abuse involving sexual assault and/or aggravated assault with grievous bodily harm. The SVIP team consists of specially trained CIP members, including MCIO personnel, a certified installation-level judge advocate, an installation level paralegal who has attended an advanced paralegal training course, and a senior prosecutor specifically designated to a special victim's unit.

On 24 May 21, leaders from the JAG Corps, OSI, and Security Forces signed an agreement committing to additional collaboration between investigative agencies and prosecutors, including the requirement that MCIOs and prosecutors engage in joint and ongoing case reviews. The agreement also commits the JAG Corps to provide legal support during the investigative stage and MCIOs to provide investigative support during any ensuing legal proceedings.

DAF senior prosecutors attended additional sexual assault prosecution trainings hosted by sister Services and civilian advocacy agencies. The Department's Government Trial and Appellate Division and Military Justice Law and Policy Division presented training for all JAG Corps members on SVIP compliance requirements. This training highlighted the SVIP program improvements and ensures SVIP compliance.

4.2 Effectiveness of the Special Victims' Counsel (SVC)/Victims' Legal Counsel (VLC) Program: Describe any enhancements your Military Service/NGB has made to the SVC/VLC program; how your Military Service/NGB provides support to victims/clients in remote/deployed locations; training/certification updates (if any); and the progress toward ensuring SVC/VLC case load does not exceed, to the extent practicable, 25 cases at any time.

Enhancements to program:

Focusing on victim care and support, the SVC Division expanded its services to include victims of interpersonal violence on a pilot program basis after the Air Force established the Interpersonal Violence Task Force in Jul 20 and observed initial data indicating a large percentage of respondents indicated they had experienced some form of interpersonal violence inside the workplace, outside the workplace, or both.

The SVC Division initiated the pilot program in April 21 at ten DAF installations. Effective on 1 Aug 21, the program expanded to all DAF installations. To be eligible, individuals (not otherwise authorized SVC representation as a sex-related offense victim or domestic violence offense victim) must be the victim of a violence offense or workplace violence under the UCMJ. Eligible victims include Regular Component DAF military members, USAFA Cadets, and Air Reserve Component personnel (for whom the crime must have a nexus to the military service). Others eligible for military legal assistance services, such as dependents and retirees, may be accommodated on a space available basis if they were the victim of a crime under the UCMJ. Non-violent crimes such as, but not limited to, identity theft, will normally be referred to legal assistance personnel for services. Additionally, the offender must be subject to the UCMJ at the time of the alleged offense and at the time of request for services. Exceptions to policy may be authorized by the Chief of the SVC Division.

Under this pilot program, victims receive advice and guidance under a limited scope of assistance through the form of a one-time consultation, with broader representation considered on a case-by-case basis. The SVC Division gathers data each month, and after 30 Nov 21, will report its findings to The Judge Advocate General to determine if this program, or something similar, should continue.

Support provided to victims/clients in remote/deployed locations:

The majority of DAF deployments are within U.S. Central Command and U.S. Africa Command. Victims/clients in these locations are informed of SVC services via the deployed Sexual Assault Response Coordinator or investigating agency. For these areas, SVCs in the DAF European Judicial Circuit (with locations in Germany, United Kingdom, and Italy) are the initial point of contact for crime victims. Depending on where the victim redeploys, the SVC facilitates proper transfer to meet the victim's needs.

For remote locations, victims/clients contact the nearest SVC office. SVC offices are assigned geographic regions and contact geographically separated units to establish relationships, facilitate training, and further victims' legal services.

Training/certification updates:

The Air Force Judge Advocate General's School (AFJAGS) continued to facilitate an annual certification course for SVCs. This course certified SVCs to represent both adult and child victims. Incoming DAF SVCs and Special Victims' Paralegals attended the Special Victims' Counsel course in May 21, which was held in a hybrid format of both in-person and virtually due to travel restrictions related to COVID-19.

Progress toward ensuring SVC case load does not exceed, to the extent practicable, 25 cases at any time:

At the end of this reporting period, the SVC Division had 48 operating locations worldwide with five Chief Circuit Victims' Counsel (CCVCs); three Circuit Paralegal Managers; 51 Special Victims' Counsel; 47 Special Victims' Paralegals; and a headquarters office at Joint Base Andrews comprised of a Division Chief, Deputy Chief, Chief Appellate and Outreach, Chief Training and Programs, and SVC Paralegal Manager. Every other week, the CCVCs report the number of detailed clients per SVC to headquarters for leadership to track trends or issues. CCVCs are authorized to coordinate the assignment of new clients with other Circuits when an SVC's caseload nears 25 cases.

4.3 CATCH Program: Provide an update on your Military Service's/NGB's implementation of the CATCH Program. How are you mitigating any challenges, if any, faced by victims and/or SARCs? Also, describe how Service members are made aware of the CATCH program.

The DAF continued advertising and utilizing the CATCH Program in FY21. DAF SAPR personnel at all levels continued to rely upon and utilize the materials available through the CATCH website and DoD SAPRO's website to promote awareness. Additionally, SARCs brief all victims of restricted reports of the opportunity to participate in CATCH, as instructed on the DD2910.

DAF did not experience any major challenges with the CATCH Program in FY21.

Service members are made aware of CATCH through a variety of resources. CATCH information is included in annual training for all DAF service members and civilians, including leadership. CATCH information is also highlighted on the DAF SAPR website, as well as installation websites. SAPR personnel and Volunteer Victim Advocates receive

CATCH policy and guidance in, foundational and refresher training. Updates to policy and guidance are provided via routine field communications. Victims interested in participating in the CATCH program, if eligible, would be entitled to an SVC.

4.4 UCMJ Article 93a (Prohibited Activities with Military Recruit or Trainee by Person in Position of Special Trust) Investigations and Convictions: Provide the number of personnel investigated for and convicted of UCMJ Art. 93a, specifically those who engaged in prohibited sexual activity with such specially protected junior members of the armed forces.

During FY21, 12 DAF members were investigated for offenses under Article 93a, UCMJ. The breakdown of the investigation is as follows: three investigations are pending completion; three investigations were closed with no action taken; two investigations resulted in administrative action; two investigations resulted in nonjudicial punishment; and two investigations resulted in courts-martial.

4.5 Future Plans: Describe your leadership-approved future plans (if any) to further improve the achievement of the Accountability goal.

The Department's Government Trial and Appellate Division is coordinating updates with OSI and Security Forces to CIP and SVIP standard operating procedures. These new procedures will further develop the collaborative practices and procedures outlined related to the CIP and SVIP capability (see 4.1, above), and to develop better triage capabilities to ensure the most effective use of investigative resources.

The Department's Investigations, Inquiries, & Relief Division is currently developing an Appellate VWAP protocol and policy to keep victims apprised of appellate proceedings related to their case. The anticipated completion date is Jan 22.

The Department's Military Justice and Policy Division is collaborating with other Department stakeholders to implement a Safe to Report policy to shield victims of sexual assault from being punished for minor collateral misconduct. The new Safe to Report policy will encourage reporting and increase accountability.

5. Goal 5—Assessment: “effectively measure, analyze, assess, and report SAPR Program progress to improve effectiveness.”

5.1 Strategic Summary: Summarize your efforts for achieving the Assessment goal. In this strategic summary, include significant updates and/or force-wide changes begun or completed by your Military Service/NGB in FY21. As applicable, include significant updates on initiatives to ensure the quality, reliability, validity, and secure retention of sexual assault and retaliation data collected in the Defense Sexual Assault Incident Database (DSAID) and SARC and SAPR VA DSAID training. There is no need to repeat prior Annual Report submissions or address each of the examples above if these processes have remained largely the same as in previous years.

Training: The DAF completed the SARC and VA course evaluation to ensure materials and course content were current and accurate, and updated the 40-hour VVA course

material in the Spring of 2021. We also provided four trainings for new SARCs for DSAID and four refresher trainings for existing SARCs.

Personnel: Processes have largely remained the same with regards to DSAID and how we use it in response to customer queries, leadership ad-hoc report requests and other appropriate agency requests. DAF hired an additional contract personnel to assist with data quality through monthly reports and daily requests from the field for help with data issues. Additionally, personnel provided virtual trainings to highlight common errors within the data. DSAID personnel provided the field with charts were showing percentages of missing relevant data and show progress made.

Verification of Safe Helpline Responders: The DAF coordinated with Major Command and Field Command SAPR Program Managers and installation POCs to confirm responder contact numbers for the Safe Helpline Responder Verification in Mar 2021. This resulted in 100% contact for both SARCs and responders—an increase from 98% and 79%, respectively. The audit in Sept 21 showed a continued 100% response rate for SARCs. The response rate from responders was 96%.

Our plan is to continue to encourage MAJCOM/FLDCOM non-SAPR responders to update their POC information directly onto the Safe Helpline website. That process combined with the joint effort from AFPC/DPFZ and the MAJCOM/FLDCOM SAPR PMs contributed to the increased response rate.

5.2 Future Plans: Describe your leadership-approved future plans (if any) to further improve the achievement of the Assessment goal.

In response to the Prevention Plan of Action (PPOA) Phase I Self-Assessment from early 2020, the Department increased the manning of the Resilience Research, Analysis, and Development team from four full-time employees to twelve at the Headquarters-level at the end of 2021. The effort put forth to hire, train, and integrate our new staff will allow us to effectively leverage the objectives within the DAF PPOA in the future.

As part of the PPOA Phase II, two bi-annual headquarters assessments will be completed in alternating years. The first assessment will use the DoD SAPRO Headquarters Self-Assessment that the DAF completed as part of the kick-off of the PPOA in 2019. The first reassessment will be completed in 2022 and repeated biannually thereafter.

The second assessment will use the DoD SAPRO Prevention Activity Assessment that was completed for the first time as part of the Immediate Action 1 Self-Assessment in the spring of 2021 and focused on the Community Action Plan process. The first assessment was completed in 2021 and the first reassessment will be completed in 2023.

6. Core Functions (Communication and Policy): Provide a brief summary for new efforts taken in FY21 on the following:

6.1 Monthly Case Management Group (CMG) Procedures: How is your Military Service/NGB ensuring the CMG Chair is notifying the victim's commanding officer when apprised that the alleged suspect is the rater/senior rater of the victim of the

sexual assault and/or retaliation reporter and the commanding officer is taking appropriate action in accordance with Military Service/NGB instructions and procedures?

Air Force Instruction 90-6001 *Sexual Assault Prevention and Response (SAPR) Program* was updated in Jul 20 in order to ensure the most current processes are followed in accordance with DoDI 6495.02, volume 1, *Sexual Assault Prevention and Response: Program Procedures*, and the OUSD (P&R) Memorandum, Revisions to the Monthly Case Management Group Meetings for Adult Sexual Assault Cases.

Cases involving retaliation filed with a DD Form 2910-2 are reviewed during the monthly CMG. For complaints received about an individual assigned to their unit (victim, witness, bystander, SARC, SAPR VA and VVA, responder), the first commander in the chain of command of the affected person develops a plan to immediately address the issue and forwards the plan to the installation commander as well any host Wing Commander.

The DAF ensures oversight and adherence to the above requirements annually through the by-law inspection of the installation SAPR programs.

6.2.1 Monthly Case Management Group Procedures in Expedited Transfers: How is your Military Service/NGB ensuring that the CMG Chair is confirming that commanding officers are notifying the SARC of every Expedited Transfer request for Service members, or for their adult military dependents?

AFI 90-6001, was updated in Jul 20 to ensure the CMG Chair confirms that commanders notify SARCs of every Expedited Transfer request for military members and their dependents in accordance with DoDI 6495.02 volume 1, *Sexual Assault Prevention and Response: Program Procedures* and the OUSD (P&R) "Revisions to the Sexual Assault Prevention and response Program's Expedited Transfer Policy," dated 10 Feb 20.

Upon request for an Expedited Transfer, the victim's commander is instructed to immediately contact the SARC. This is confirmed at the monthly Case Management Group meeting and compliance is reviewed annually through the by-law inspection of the installation SAPR programs.

6.2.2 Monthly Case Management Group Procedures in Expedited Transfers: How is your Military Service/NGB ensuring the CMG Chair is tracking Expedited Transfers taking longer than 30 days and assessing the victim's safety for transfers taking longer than 30 days?

The Department of the Air Force is ensuring the CMG Chair is tracking Expedited Transfers that exceed 30 days through the updated Air Force Instruction (AFI) 90-6001. The CMG Chair is required by AFI 90-6001 to track the number of days between the approval date of a victim's request for Expedited Transfer and the date the victim physically departs the losing station, or the date the victim changes duty assignment location.

All Expedited Transfers that exceed 30 calendar days must be documented in the CMG minutes and be reported to the CMG Chair, who must review the circumstances of the

delay. Additionally, the CMG chair will stand up a High-Risk Response Team (HRRT) if the Expedited Transfer delay increases risk of harm to the victim.

Oversight and adherence to the above requirements is reviewed annually through the by-law inspection of the installation SAPR programs. In addition, the above policy updates are covered during the foundational SARC and SAPR VA course.

6.3.1 Quarterly SAPR Case Management Group Meetings: How is your Military Service/NGB ensuring the CMG Chair is conducting quarterly discussions at the CMG meeting on system coordination challenges, timely victim access to resources, High-Risk Response Team responses, retaliation allegations, timeliness of Expedited Transfers, sharing resources in joint environments, tenant commander concerns, and reporting and service access trends for the installation?

The July 2020 updated version of AFI 90-6001 requires the Case Management Group to review sexual assault trends for their area of responsibility on a quarterly basis.

Tracked agenda items include HRRT outcomes, reports of retaliation, and Expedited Transfers that exceed 30 days. Reports of retaliation are included as agenda items and remain until the victim's case has reached final disposition or has been appropriately addressed according to the CMG Chair. The policy changes are integrated into the foundational SARC and VA course. DAF maintains oversight and adherence to the above requirements through the annual by-law inspection of the installation SAPR programs.

6.3.2 Quarterly SAPR Case Management Group Meetings: How does your Military Service/NGB ensure the CMG Chair is confirming that the required CMG members are attending the quarterly discussions? If members are not in attendance, what does the CMG Chair do as a result?

These requirements are also reviewed in the annual by-law inspection of the installation SAPR programs to ensure enterprise-wide compliance. The foundational SARC and VA course instructs who are required members and attendees for both the monthly and quarterly CMG. Processes dictate that if members do not attend, the CMG Chair must contact them to ensure future attendance, and the SARC will provide relevant information they may have missed.

6.3.3 Quarterly SAPR Case Management Group Meetings: How does your Military Service ensure the CMG Chair is reviewing the minutes and actions taken at the prior quarterly meeting to drive progress and conducting oversight on any open system coordination and accountability issues?

The foundational SARC and SAPR VA course provides a module of instruction, exercises, and discusses requirements for the quarterly CMG and responsibilities of the CMG Chair. This quarterly requirement is not currently included in the annual by-law inspection of installation SAPR programs; however, it will be added to a future revision of the inspection checklist expected to be published in 2022. Additional guidelines and job aids will be provided to SAPR personnel to ensure all quarterly SAPR CMG requirements are met.

6.4.1 SARC Responsibilities in Expedited Transfers: How were SARCs trained on the requirement for new mandatory "intake meeting with the gaining SARC," which

requires the gaining SARC to explain the full range of support options at the new installation, facilitate appointments with mental health, medical, advocacy, legal services, or other response personnel, and help answer any questions the Service member victim may have?

The DAF includes training for policies and procedures for Expedited Transfers in the SARC and SAPR VA foundational courses and outlines and what should be covered during the “intake” meetings such as services and resources available and how to facilitate conversations to help connect victims with support services. AFPC/DPFZ also meets with the MAJCOM/FLDCOM SAPR Program Managers, on a monthly basis, to discuss new program requirements or enhancements.

6.4.2 SARC Responsibilities in Expedited Transfers: Describe the training provided to SARCs on the Expedited Transfer process because their adult dependent was the victim of a non-domestic abuse sexual assault? How many adult dependent Expedited Transfer requests has your Military Service/NGB had in FY21? Were any disapproved? If so, why?

In addition to the training cited in Section 6.4.1, the block of referenced training reviews eligibility, how dependent adult victims may request an Expedited Transfer, and how permanent change of station assignments are processed for dependents. Additionally, the course affirms that while adult dependents do not require a meeting with the sponsor’s commander, the “intake” and coordination between the losing and gaining SARCs shall still occur.

Four (4) adult dependent Expedited Transfers were requested in FY21; all were approved.

6.5 SARC Responsibilities for the Retaliation Reporting Form (DD Form 2910-2): Describe the training provided to SARCs responding to a request for a DD Form 2910-2 by a retaliation reporter who was not the sexual assault victim associated with the retaliation report? What difficulties are SARCs experiencing handling retaliation involving adult sexual assault victims?

This content is part of the SARC, SAPR VA, and VVA foundational courses with in-depth discussion on the DD Form 2910-2. Additionally, the MAJCOM/FLDCOMs included content in their annual SARC and SAPR VA refresher with Inspector General guest presenters. Sessions helped enhance their understanding and roles in the retaliation reporting process.

While most installation SARCs reported no difficulties in handling retaliation involving adult sexual assault victims, some reported challenges. Challenges included some confusion among local IG offices, SARCs, and leadership on the roles and responsibilities of each agency involved in retaliation reporting, specifically a lack of guidance for the process. SARCs have received feedback from some victims who have indicated that reporting retaliation is an added layer of trauma they do not wish to endure.

6.6 Independent Review Commission (IRC) Recommendations Implementation Efforts: Summarize the efforts undertaken during the reporting period to support the IRC.

The DAF had several members identified to participate on each of the four lines of effort: Prevention, Climate and Culture, Accountability, and Victim Care and Support. The DAF worked with the IRC to address all requests for information. The DAF assessed the current SAPR and violence prevention programs at the installation, MAJCOM/FLDCOM, and Headquarters Space Force and Headquarters Air Force level and that data was provided to the IRC for analysis. Based on this data, an IRC evaluation team identified and visited several high-risk installations. The DAF also identified our violence prevention workforce and has been working to ensure that the workforce will be 100% trained by June 2022.

6.7 COVID-19 Impact: Discuss any continuing impacts the COVID-19 pandemic is having on your Military Service's/NGB's efforts in any of the five SAPR goals (e.g., prevention efforts, in-person training, SAFE/evidence processing). If there is a continuing impact, what adjustments were made in FY21 to ensure the advancement of your SAPR efforts?

The initial impact of COVID-19 necessitated the DAF to transition to virtual platforms for response, advocacy, and training which continued throughout FY21. The SAPR teams adapted and demonstrated flexibility in order to provide virtual advocacy and training options to reach our Airmen and Guardians. While COVID-19 significantly impacted other DAF operations, victim assistance and advocacy remained largely uninterrupted.

While most SAPR offices were able to safely abide by the Center for Disease Control social distancing guidelines while meeting clients in-person, the option for SAPR personnel to complete DD Form 2910s and subsequent forms via phone and encrypted email was greatly appreciated. Feedback from SARCs indicated that this option was incredibly useful not just during COVID-19 but for installation SARCs who serve geographically separated units in other countries.

Feedback on continuing impacts from COVID-19 include challenges for victims during the Expedited Transfer process. Those challenges included extended periods of time in temporary housing, lack of permanent housing availability and financial difficulties associated with those challenges. An additional lingering impact was the recruitment and training of new Volunteer Victim Advocates (VVAs). SAPR teams were able to overcome the impact to in-person outreach by attending virtual platforms for Commander's Calls, professional military education, Newcomer's Briefs, etc.

In FY21, the DAF continued to adapt Sexual Assault Awareness and Prevention Month events to be executed virtually. DAF SAPR Operations released a 2021 SAAPM Planning Guide which included options and recommendations for virtual events and messaging. Many installations continued to leverage social media and other virtual platforms to further messaging during SAAPM. When feasible and following guidance of local installations, some installations were able to conduct in-person SAAPM events as social distancing restrictions were lifted.

7. National Defense Authorization Act (NDAA) Requirements:

Provide your Military Service's/NGB's status on the NDAA sections listed below. There are unique requirements embedded within each NDAA section's language, so referring to the entire section is necessary.

After reviewing the designated NDAA section:

- If the requirement(s) has/have been implemented, provide the completion date and a short narrative (300 words or less) describing the action taken (e.g., Completed: January 15, 2021. Requirement added to AR 600-20, Army Command Policy).**
- If the requirement(s) has/have not been implemented, provide the projected completion date only without narrative.**

7.1 NDAA for FY21, section 538(b)(1)(A). Coordination of Support for Survivors of Sexual Trauma. Specifically, address whether SARCs and Uniformed Victim Advocates receive annual training on resources available through the Department of Veterans' Affairs regarding sexual trauma.

Projected completion date: October 2023.

7.2 NDAA for FY20, section 599. Information for Members of the Armed Forces on Availability of Services of the Department of Veterans Affairs Relating to Sexual Trauma. Specifically, address how SARCs and Uniformed Victim Advocates are advising members of the Armed Forces who report sexual trauma regarding the eligibility of such members for services at the Department of Veterans Affairs, and whether such information is included in mandatory training materials.

Date completed: January 2022. Yes, information is provided by SARCs and Victim Advocates at the SARC and Victim Advocate Course. Also, eligibility for SAPR services at Veterans Affairs is also a required topic through the congressionally mandated Transition Assistance Program (TAP). During Pre-separation Counseling, members receive an overview of benefits for which they may be entitled through VA, and sexual trauma services are discussed. In addition to Pre-separation Counseling, members are required to attend a 6-hour VA Benefits and Services briefing where they are provided the same information. Lastly, for women, the VA has developed the Women's Health Transition Training, which is a voluntary online training female service members can complete if they choose, and sexual trauma services are highlighted. Lastly, information regarding resources will be included in the 2022 annual total force SAPR training.

8. Analytics Discussion

8.1 Military Services/NGB*: Provide an analytic discussion (1,500 words or less) of your Statistical Report of reported sexual assault cases from DSAID. The discussion shall include information on Unrestricted Reports; Restricted Reports; conversions of Restricted Reports to Unrestricted Reports; service referrals for victims alleging sexual assault; and case synopses of completed sexual assault and related retaliation investigations.

***NGB should provide comments based on its available information and data.**

This section must briefly address each of the following:

- Notable changes in the data over time**

- Insight or suspected reasons for noted changes, or lack of change, in data
- The application of insights from data analyses for programmatic planning, oversight, and/or research
- Total number of Sexual Assaults (Restricted Reports and Unrestricted Reports) over time (since FY 2008)
- The number of sexual assault investigations completed by the MCIO in the FY and the corresponding mean and median investigation length. Case open date can be in any year, but the close date must be by the end of the FY
- The number of subjects with victims who declined to participate in the military justice process
- Command action for military subjects under DoD legal authority (to be captured using the most serious crime investigated, comparing penetration to contact crimes)
- Sexual assault court-martial outcomes (to be captured using the most serious crime charged, comparing penetration to contact crimes)
- Summary of referral data – Unrestricted and Restricted Reports - either referrals received from other sources or referrals made to other sources (e.g., medical/mental health, command, criminal investigation/security services, legal, civilian, or VA authorities, etc.)
- Any other information relating to sexual assault case data (e.g., information on completed sexual assault-related retaliation cases)

8.1 Analytic Discussion Background

The Department of Air Force continued to encourage reporting of sexual assaults in FY21 and continued a historical trendline of increasing number of reports year over year. The number of both restricted and unrestricted reports in FY21 was 1700, a 2% increase from FY20 and the highest recorded value in the 14-year history of the SAPR program. The slight increase in reports could be due to many reasons, but recent trends demonstrate that victims trust the DAF processes enough to feel comfortable with reporting. Of these 1700 reports, 1095 were unrestricted and 605 remained restricted at the end of the FY. Of the 1095 unrestricted reports, 121 reports were initially restricted but converted to unrestricted in the same FY and 39 were prior FY restricted reports that were converted during FY21. The DAF continued strenuous efforts to support victims and help their recovery. As such, commanders granted 211 of the 218 requests for expedited transfers in order to help victims recover in a supportive environment away from their offender.

In terms of investigation and disposition, the DAF propelled cases forward using established processes and policies. There were 641 subject investigations with disposition information to report in FY21. Of those, 137 subjects were outside of the Department of Defense's legal and jurisdictional authority, and a civilian or foreign authority exercised jurisdiction over five additional Service member subjects. Of the remaining 499 subjects with reportable FY21 disposition data, 342 were held accountable by Command. Command action was precluded with respect to 156 subjects because of either victim non-participation or insufficient evidence of an offense. Cases completed court martial proceedings an average of 384 days after filing of an unrestricted report, faster than three of the last 5 FYs; however, for a third consecutive year, cases continued to reach final disposition of non-judicial punishment after an average of 170 days. In short, commanders

found sufficient evidence to support sexual assault or other misconduct charges against 69% of subjects who were under the jurisdictional authority of the Department of Defense.

Sexual Assault Definition: The Department of Defense and Department of Air Force SAPR programs utilize the term “sexual assault” to refer to the range of crimes in military law that constitutes contact sexual offenses between adults. These crimes include specific offenses of rape, sexual assault, aggravated sexual contact, abusive sexual contact, forcible sodomy (forced oral or anal sex), or any attempts to commit these offenses, as defined in Articles 80, 120, and 125 of the UCMJ.

Sexual Assault Reporting Options: Under the Department of Defense’s Sexual Assault Prevention and Response Policy, Service members and their adult military dependents have two reporting options – restricted and unrestricted reporting.

Filing a Restricted Report provides sexual assault victims with access to medical care, mental health care, advocacy services, and legal advice without initiating a criminal investigation or notifying their commander. In order to file a Restricted Report, victims must report the crime directly to the SARC, SAPR Victim Advocate, or healthcare personnel.

Filing an Unrestricted Report provides the same access to care and services as an individual filing a Restricted Report. Per DoD policy, the DAF refers Unrestricted Reports for investigation with a Military Criminal Investigative Organization (MCIO) and notifies the command of the report.

Victims who initially make a Restricted Report may convert it to an Unrestricted Report. Once a victim has filed an Unrestricted Report or chosen to convert their previously filed Restricted Report to an Unrestricted Report, it is not possible to convert it to a Restricted Report.

The Defense Sexual Assault Incident Database: Since FY14, the Defense Sexual Assault Incident Database (DSAID) has been the DoD’s authoritative, centralized case-level database used to collect and maintain information on sexual assaults involving members of the Armed Forces. The DoD Sexual Assault Prevention and Response Office (SAPRO) operates the DSAID and works collaboratively with the Services to implement and sustain the system. The DSAID meets requirements set forth in the FY09 NDAA. The DAF uses DSAID to conduct oversight, inform Department and Service-level SAPR program planning and analysis, and meet Congressional reporting requirements.

SARCs use the database to provide comprehensive and standardized victim case management. SARCs are required to enter victim demographic, safety concerns, referrals and incident data for each report of sexual assault into the DSAID. Additionally, for Unrestricted Reports of sexual assault, the database interfaces with MCIO information systems, which “push” additional subject demographic and offense-specific information into the DSAID. MCIO information systems remain the system of record for all Unrestricted Reports they investigate. Service appointed legal officers also enter subject case disposition information into the DSAID and validate entries.

Scope: This report contains data about sexual assault crimes that involve at least one Service member (either as the victim or as one or more of the subjects) reported to the DAF. Sexual assault reporting data between spouses or intimate partners fall under the purview of the DAF Family Advocacy Program and is not included in this report. Data regarding sexual harassment falls under the purview of the DAF Equal Opportunity Program and is not included in this report.

Unrestricted and Restricted Report data captures sexual assault reports made by Service members and adult military dependents. The data also includes sexual assaults committed by Service members on victims outside the Armed Forces. Information describing these victims and subjects is also in the following statistics.

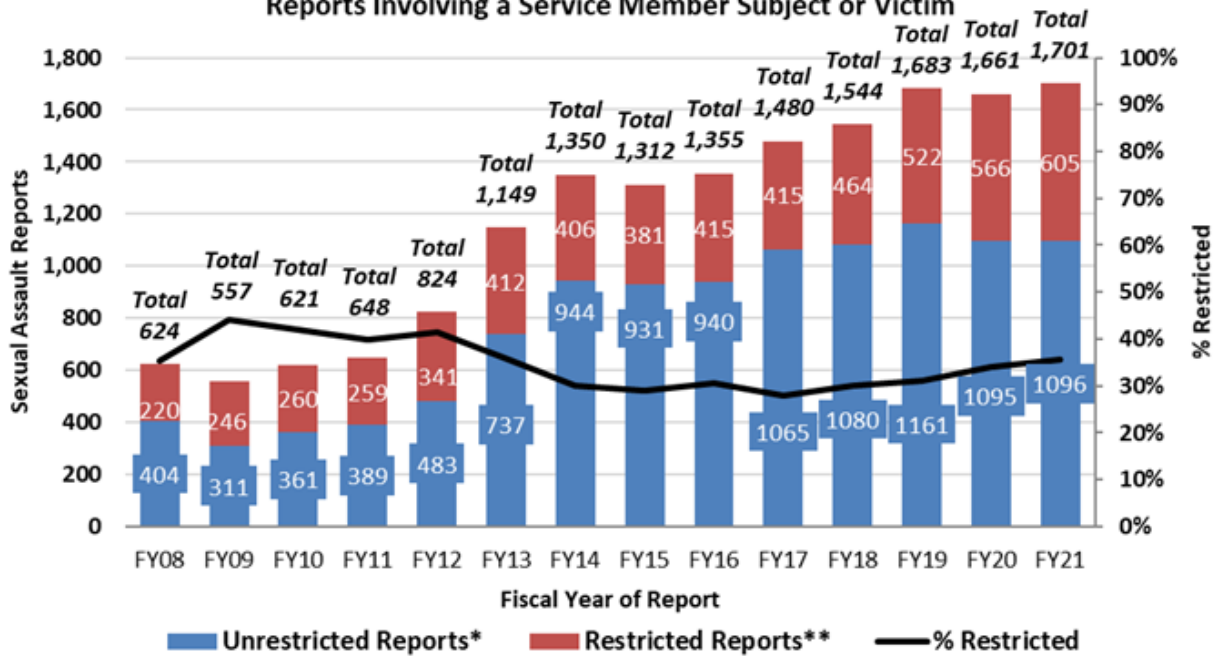
Sexual assault data continually changes due to case progress. The data contained in this report is a snapshot, reflecting the status of sexual assault reports, investigations, and subject dispositions in the DSAID Database on 30 Sept 21.

8.1.1. Sexual Assault Reporting in the Department of the Air Force

The DAF received 1701 reports of sexual assault involving Service members as either victims or subjects in FY 2021. As depicted in Chart 8.1.1., the number of reports received in FY21 is similar to the number of sexual assault reports received in FY19-20. The percentage of reports which remained restricted at the end of the FY has been increasing since FY 2017. At the end of FY21, nearly 36% of the reports (605 of 1701) remained restricted.

Sexual Assaults Reported to the Department of the Air Force

Reports Involving a Service Member Subject or Victim



Source: DSAID

* Includes initially-restricted reports from prior FYs and the indicated FY that converted to unrestricted in the indicated FY.

** Restricted reports that remained restricted at the end of the indicated FY, including any initially-restricted reports that converted to unrestricted in a later FY.

Chart 8.1.1. – Annual Reports of Sexual Assault

The DAF believes that the sustained high levels of reporting between FY14-21 indicate that victims feel increasingly comfortable in coming forward to report these crimes, receive care, and allow investigations to take place so that commanders and the military justice system can hold subjects appropriately accountable.

The 1701 reports of sexual assault received by the DAF in FY21 represent a 2% increase from the 1661 reports made in FY20. This is the highest number of reports received since the beginning of the SAPR program.

It is important to note that people do not always report sexual assaults in the same FY as they happen. Of the 1701 sexual assault reports received by the DAF in FY21, 895 (53%) reported incidents that occurred in FY21, 652 reports (38%) were incidents that occurred in prior FYs and the remaining 154 reports (9%) were for incidents that occurred on an unknown date.

For comparison, of the 1661 sexual assault reports received by the DAF in FY20, 924 (56%) reported incidents that occurred in FY21, 581 reports (35%) were incidents that occurred in prior FYs, the remaining 156 reports (9%) were for incidents that occurred on an unknown date.

Types of Sexual Assault Reports: DoD policy allows eligible victims to make either a restricted or an unrestricted sexual assault report. A victim who initially makes a Restricted Report has the option of later converting the Restricted Report to an Unrestricted Report (policy prevents converting an Unrestricted Report to a Restricted Report). Of the 1701 total FY21 reports of sexual assault involved service members as either victims or subjects:

1. 932 (55%) were Unrestricted Reports made in FY21.
2. 605 (36%) were Restricted Reports initially reported in FY21 which remained restricted at the end of FY21.
3. 125 (7%) were Restricted Reports initially reported in FY21 which were converted to Unrestricted Reports during FY21
4. 39 (2%) were Restricted Reports initially reported *prior* to FY21 which were converted to Unrestricted Reports during FY21

8.1.1.1. Sexual Assault Prevalence in the Department of the Air Force

It is important to draw a distinction between the number of sexual assaults that occur (i.e., sexual assault prevalence) and the number of sexual assaults that are reported to authorities (i.e., sexual assault reporting). Since people, in both civilian and military populations, do not report to authorities most sexual assaults that occur, sexual assault prevalence will typically far exceed sexual assault reporting.

Sexual assault is a highly underreported crime, which means that the number of reported sexual assaults in a given timeframe may not accurately indicate the number of sexual assaults which occurred in that timeframe. To estimate the number of sexual assaults that occur in the active-duty DoD population, the DoD biannually administers a confidential survey to active-duty DoD members. The four most recent DoD sexual assault active-duty prevalence surveys were the 2018 and 2016 Workplace and Gender Relations Survey of Active Duty Members, the 2014 RAND Military Workplace Study, and the 2012 Workplace and Gender Relations Survey of Active Duty Members. The planned Workplace and Gender Relations Survey for 2020 was delayed due to the COVID-19 pandemic, but the 2021 Workplace and Gender Relations Surveys were opened to both the Reserve component and the active-duty force on 9 Dec 21.

Chart 8.1.1.1. shows the estimated past-year sexual assault prevalence estimates (red dots) with 95% confidence intervals (black lines) for active-duty Airmen from the past four DoD prevalence surveys. According to these surveys, an estimated 3200 active-duty Airmen experienced a past-year sexual assault in 2012, decreasing to 2300 in 2016, and increasing to 3900 in 2018.^[1]

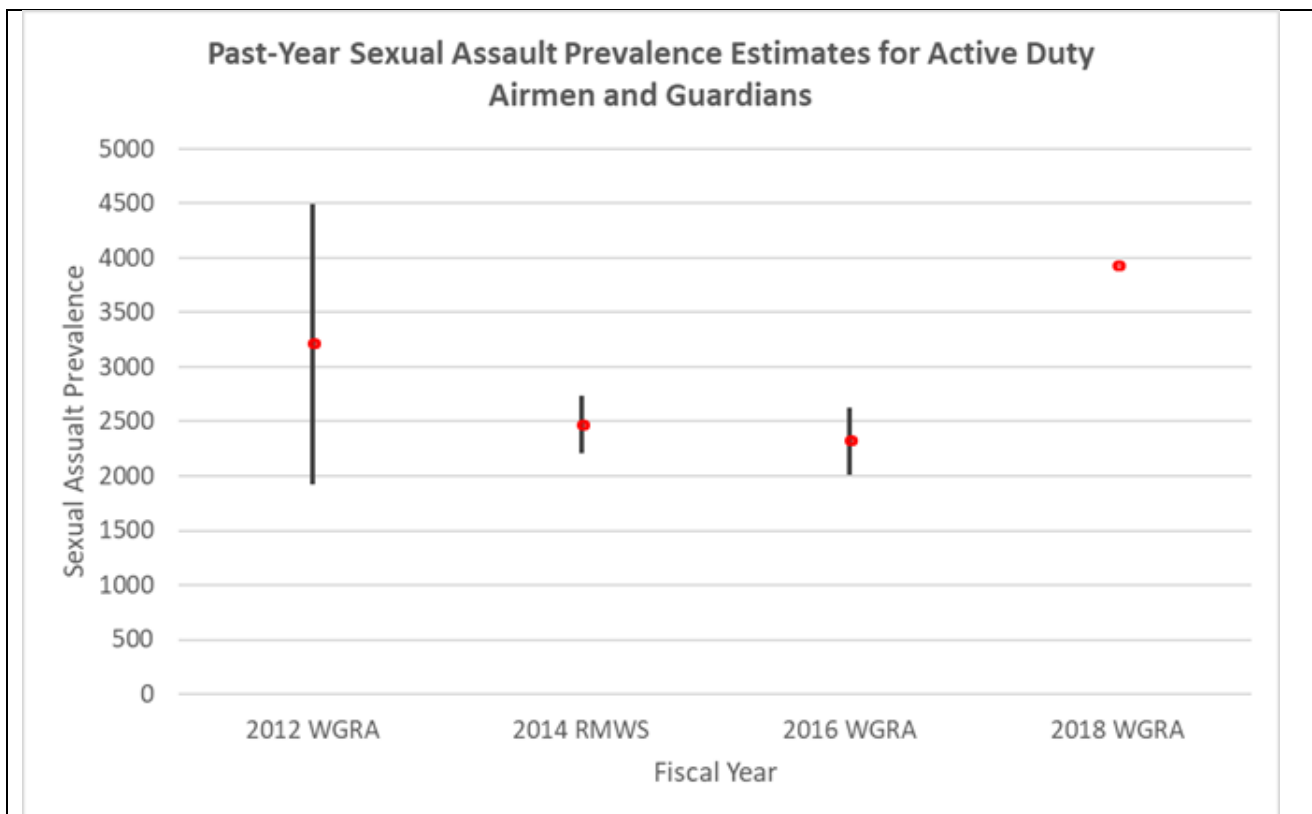


Chart 8.1.1.1. Past Year Sexual Assault Prevalence Estimates for Active-Duty Airmen and Guardians

8.1.1.2. Sexual Assault Reporting Compared to Sexual Assault Prevalence

The DAF SAPR program has stated a two-pronged goal of reducing sexual assault prevalence while increasing sexual assault reporting. According to the most recent biannual sexual assault prevalence study (the 2018 Workplace and Gender Relations Survey of Active of Duty Members), an estimated 3920 active-duty Airmen were sexually assaulted in FY18. While sexual assault reporting increased between FY16 and FY18 by 14%, the estimated prevalence of sexual assault increased by almost 70% over the same time.

Chart 8.1.1.2. illustrates this trend of relatively flat estimated prevalence between FY14 and FY16 and increased estimated prevalence in FY18 versus steadily increasing reporting between FY16 and FY21; it compares the estimated number of sexually assaulted active-duty Airmen and Guardians in past years to the number of sexual assaults reported by active-duty Airmen and Guardians in each FY. However, because the DAF accepts sexual assault reports from a much wider population than the population to which the prevalence estimates pertain, not all sexual assault reports are directly comparable to the sexual assault prevalence estimates.^[2]

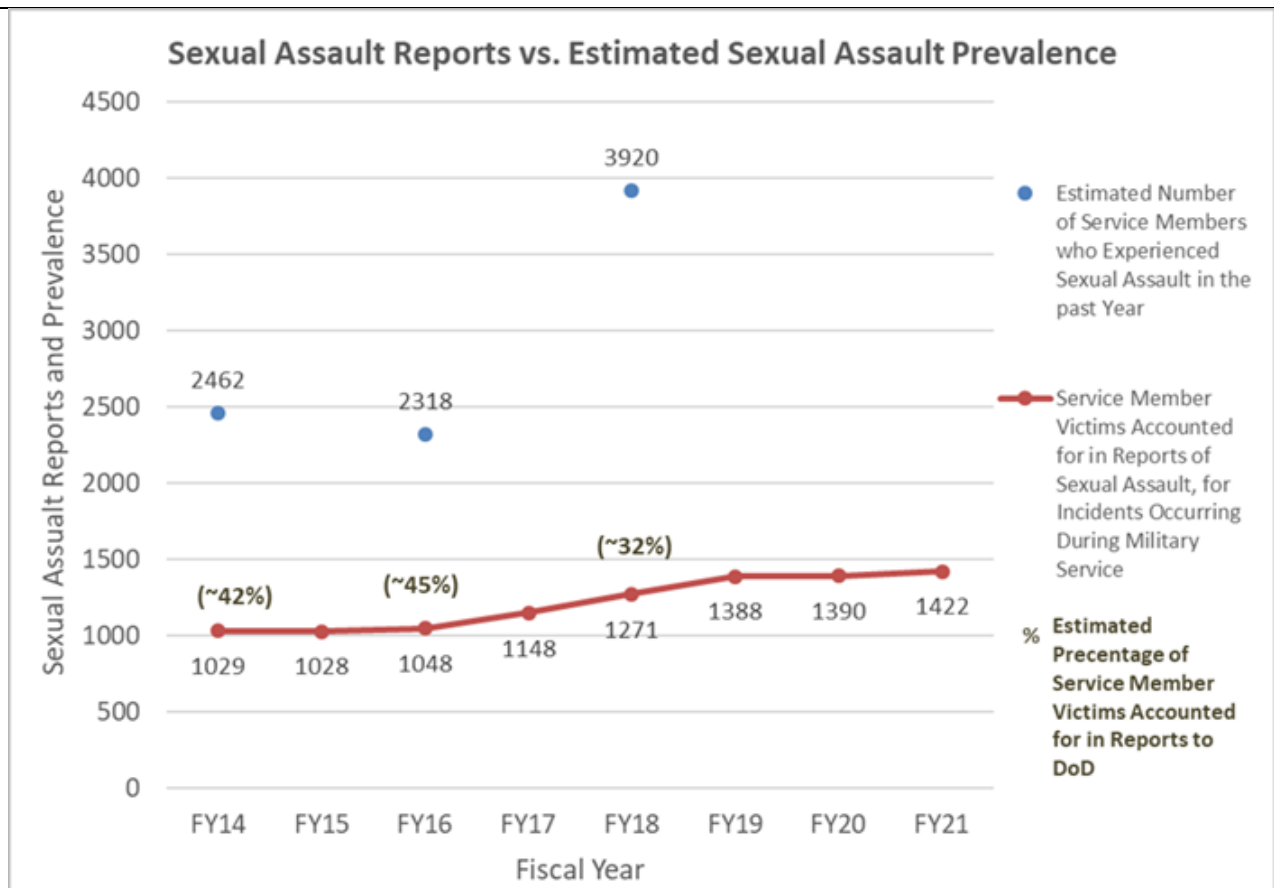


Chart 8.1.1.2. – Active-Duty Prevalence vs. Reporting of Sexual Assault

In FY18, the Department of the Air Force received a number of reports equal to approximately 32% of the number of estimated sexual assaults indicated by prevalence studies. This is a decrease from FY16 when the number of received reports was equal to approximately 45% of the estimated number indicated by prevalence studies. The DAF expects to reduce the “gap” between the survey-estimated number of sexually assaulted Airmen and Guardians and the number of Airmen and Guardians who choose to report in two ways, over time:

- Sexual assault prevention initiatives will reduce past-year prevalence of sexual assault; and
- Initiatives that encourage victims to report and improve the military justice system will increase the number of victims who choose to report.

Although FY21 saw the highest reporting number in the history of the DAF SAPR program, about two-thirds of estimated past-year sexual assaults of active-duty Airmen and Guardians remain unreported. The DAF strives to narrow the gap between prevalence and reporting.

8.1.2. Unrestricted Reporting

8.1.2.1. Analysis of Victims in Unrestricted Reports with Completed Investigations

This section provides data about victims in completed investigations of Unrestricted Reports of sexual assault. In this section, the term “FY (FY)” refers to the FY in which the investigation associated with a report concluded, *not* the FY of the report of the sexual assault. For example, Unrestricted Reports under the FY21 column are not necessarily sexual assaults reported in FY21. Rather, they are sexual assault reports whose associated investigations concluded in FY21. The dates of these reports were in FY21 or in any prior FY.

Type of Offense Investigated: Table 8.1.2.1.1. breaks out the Unrestricted Report investigations completed each FY by type of offense investigated. MCIOs categorize Unrestricted Reports by the most serious offense alleged in the report, which may not ultimately be the same offense for which evidence supports a misconduct charge, if any.

Type of Offense Investigated in Unrestricted Reports with Completed Investigations										
FY of Investigation Completion	FY17		FY18		FY19		FY20		FY21	
	Num	%	Num	%	Num	%	Num	%	Num	%
Total Victims	874	-	865	-	1017	-	928	-	914	-
Type of Offense Investigated										
Penetrating Offenses	439	50.2%	448	51.8%	555	54.6%	508	54.7%	468	51.2%
Contact Offenses	392	44.9%	380	43.9%	413	40.6%	384	41.4%	392	42.9%
Attempts to Commit Offenses	22	2.5%	23	2.7%	21	2.1%	19	2.0%	14	1.5%
Offense Code Data Not Available	21	2.4%	14	1.6%	28	2.8%	17	1.8%	40	4.4%

Table 8.1.2.1.1. – Type of Sexual Assault Offense for Unrestricted Reports

The type of offenses investigated in completed investigations have been relatively stable since FY14. Penetrating offenses, which include rape, aggravated sexual assault, sexual assault, and forcible sodomy, account for more than 51% of all completed investigations in FY21. Contact offenses, which include aggravated sexual contact, abusive sexual contact, wrongful sexual contact, and indecent assault account for nearly 43% of all completed investigations in FY21. Attempts to Commit offenses and Unknown Offense Type account for the remainder, approximately 6% of all completed investigations.

Demographic Analysis of Victims in Completed Investigations: Table 8.1.2.1.2. below provides a demographic analysis of victims in investigations completed each FY by gender, age at the time of the incident, military affiliation, duty status, and grade.

Gender: Women consistently represent the large majority (83-88%) of sexual assault victims in completed investigations between FY17 and FY21, while comprising only 20% of the active-duty DAF population during the same period. Male victims in completed investigations averaged 14% between FY17 and FY21 while comprising 80% of the active-duty DAF population. Current data collection methods and procedures do not allow for victims identifying as another gender, though in some cases in past years, these victims may have been accounted for with a gender identifier as “Unknown.”

Age at Time of Incident: Victims in the 16-to-19-year age group are over-represented in completed investigations compared to their representation in the Department of the Air Force population. The percent of victims in the 16-19 age group averaged 23% between

FY17 and FY21. In FY21, this age group accounts for 26% of all victims with investigations completed, while comprising less than 10% of the DAF population.

Victims in the 20-24 age group are also over-represented compared with the DAF population. Between FY17 and FY21, the 20-24 age group averaged 42% of all victims with investigations completed. In FY21, this age group accounted for more than 47% of victims with complete investigations, while comprising approximately 30% of the DAF population.

Victims in each of the older age groups are under-represented compared to their respective cohorts in the FY21 active-duty Department of the Air Force population. In FY21, the 25-34 age group represented nearly 17% of victims and the 35-49 age group represented a little more than 2% of victims. In FY21, a single report from the 50+ age groups represented just 0.1% of the victims from unrestricted reports.

Grade: Junior enlisted Airmen and Guardians (E1-E4) are over-represented as victims in completed investigations between FY17 and FY21, averaging 76% of completed investigations. In FY21, junior enlisted Airmen and Guardians (E1-E4) accounted for 77% of victims in completed investigations while comprising just 39% of the active-duty DAF population. Senior enlisted Airmen and Guardians (E5-E9) and officers each account for a smaller share of the victims in completed investigations (15% and 5%, respectively, in FY21). Air Force Academy cadets and preparatory school students comprised nearly 4% of victims in unrestricted reports with investigations completed in FY21.

Victim Demographics in Unrestricted Reports with Completed Investigations										
FY of Investigation Completion	FY17		FY18		FY19		FY20		FY21	
	Num	%	Num	%	Num	%	Num	%	Num	%
Total Victims	874	-	865	-	1017	-	928	-	914	-
Gender										
Male	122	14.0%	129	14.9%	151	14.8%	111	12.0%	137	15.0%
Female	725	83.0%	732	84.6%	861	84.7%	816	87.9%	777	85.0%
Unknown	27	3.1%	4	0.5%	5	0.5%	1	0.1%	0	0.0%
Age (Time of Incident)										
0-15	6	0.7%	8	0.9%	2	0.2%	4	0.4%	3	0.3%
16-19	150	17.2%	186	21.5%	228	22.4%	245	26.4%	238	26.0%
20-24	342	39.1%	324	37.5%	429	42.2%	415	44.7%	432	47.3%
25-34	150	17.2%	166	19.2%	199	19.6%	148	15.9%	154	16.8%
35-49	34	3.9%	34	3.9%	36	3.5%	17	1.8%	22	2.4%
50-64	3	0.3%	1	0.1%	3	0.3%	1	0.1%	1	0.1%
65+	0	0.0%	1	0.1%	0	0.0%	0	0.0%	0	0.0%
Unknown	189	21.6%	145	16.8%	120	11.8%	98	10.6%	64	7.0%
Military Affiliation										
Military	686	78.5%	735	85.0%	862	84.8%	794	85.6%	787	86.1%
Non-military	159	18.2%	124	14.3%	150	14.7%	132	14.2%	127	13.9%
Unknown	29	3.3%	6	0.7%	5	0.5%	2	0.2%	0	0.0%
Duty Status (Military Victims)										
Active Duty	632	92.1%	687	93.5%	802	93.0%	735	92.6%	718	91.2%
Reserve (Activated)	33	4.8%	37	5.0%	39	4.5%	32	4.0%	33	4.2%
National Guard (Activated - Title 10)	9	1.3%	4	0.5%	4	0.5%	4	0.5%	7	0.9%
Cadet/Prep School Student	12	1.7%	7	1.0%	17	2.0%	23	2.9%	29	3.7%
Unknown	0	0.0%	0	0.0%	0	0.0%	0	0.0%	0	0.0%
Grade (Military Victims)										
C-1 to C-4 & Prep School	12	1.7%	7	1.0%	17	2.0%	23	2.9%	29	3.7%
E-1 to E-4	521	75.9%	569	77.4%	653	75.8%	602	75.8%	605	76.9%
E-5 to E-9	112	16.3%	116	15.8%	146	16.9%	122	15.4%	115	14.6%
WO1 to WO5	0	0.0%	0	0.0%	2	0.2%	0	0.0%	0	0.0%
O-1 to O-3	37	5.4%	37	5.0%	36	4.2%	39	4.9%	32	4.1%
O-4 to O-10	4	0.6%	6	0.8%	8	0.9%	8	1.0%	6	0.8%
Unknown	0	0.0%	0	0.0%	0	0.0%	0	0.0%	0	0.0%

Table 8.1.2.1.2. – Victim Demographics for Unrestricted Reports

Military Protective Orders: Table 8.1.2.1.3. provides a summary of military protective orders. There were 94 military protective orders issued in FY 2021, of which 3 were violated.

Military Protective Orders										
FY Military Protective Order Issued	FY17		FY18		FY19		FY20		FY21	
	Num	%	Num	%	Num	%	Num	%	Num	%
Military Protective Orders Issued	105	-	104	-	93	-	112	-	94	-
Military Protective Orders Violated	2	1.9%	3	2.9%	2	2.2%	2	1.8%	3	3.2%

Table 8.1.2.1.3. – Military Protective Orders

Expedited Transfers: Table 8.1.2.1.4. provides a summary of expedited transfer requests by Service member victims. The number of expedited transfer requests in FY21 was 218, of which 7 were denied. Expedited transfers were denied due to the victim pending UCMJ actions, victim pending separation, the alleged offender no longer being assigned to the base, or the Commander determining that the report was not credible. The number of transfer requests was comparable to FY19-20 but these three years represent an increase from all previous years.

Expedited Transfers										
FY Expedited Transfer Requested	FY17		FY18		FY19		FY20		FY21	
	Num	%	Num	%	Num	%	Num	%	Num	%
Expedited Transfer Requests by Service Member Victims	148	-	178	-	224	-	213	-	218	-
Expedited Transfer Requests Approved	145	98.0%	170	95.5%	217	96.9%	207	97.2%	211	96.8%
Expedited Transfer Requests Denied	3	2.0%	8	4.5%	7	3.1%	6	2.8%	7	3.2%

Table 8.1.2.1.4. – Expedited Transfers for Unrestricted Reports

Victim Participation in the Military Justice Process: Table 8.1.2.1.5. provides a summary of victim participation in the military justice process. The percentage of cases in which the victim declined to participate in the military justice process decreased slightly between FY20 (18%) and FY21 (17%).

Victim Participation in Military Justice Process (Unrestricted Reports)										
FY of Investigation Completion	FY17		FY18		FY19		FY20		FY21	
	Num	%	Num	%	Num	%	Num	%	Num	%
Sexual Assault Investigation Subjects that can be Considered for Possible Action by DoD Commanders	493	-	343	-	411	-	391	-	499	-
Number of Subject Cases with Victims Declining to Participate in the Military Justice Action	144	29.2%	55	16.0%	80	19.5%	69	17.6%	84	16.8%

Table 8.1.2.1.5. – Victim Participation in the Military Justice Process

8.1.2.2. Analysis of Subjects in Unrestricted Reports with Completed Investigations

This section analyzes demographic data about subjects in completed investigations of Unrestricted Reports of sexual assault. In this section, the term “FY” refers to the FY in which the investigation associated with a sexual assault report concluded. For example, Unrestricted Reports under the FY21 column are not necessarily reports filed in FY21. Rather, they are sexual assault reports whose associated investigations concluded in FY21. These reports include those filed in FY21 or in any preceding FY. Additionally, while each Unrestricted Report of sexual assault has a single victim, a report may have more than one subject. For these reasons, the number of subjects shown in a given FY will not necessarily match the number of Unrestricted Reports with completed investigations during that FY.

Demographic Analysis of Subjects in Completed Investigations: Table 8.1.2.2.1. provides a demographic analysis of subjects in investigations completed each FY by gender, age at the time of the incident, military affiliation, duty status, and grade.

Gender: The majority of subjects in completed investigations are male. The percentage of subjects in completed investigations that are identified as male has remained relatively stable during the last five FYs, at approximately 83%. Men comprised about 80% of the active-duty DAF population during this time.

Compared to their share of the active-duty population, women are under-represented as subjects in completed investigations. In FY20, women represented about 7% of gender-indicated subjects in completed investigations while comprising roughly 20% of the active-duty DAF population.

Age: On average, between FY17 and FY21, the three leading age groups for subjects in unrestricted reports with completed investigations are 20-24 years (39%), 25-34 years (27%), and 16-19 years (10%). In FY 2021, the leading age groups of subjects in completed investigations were similar to the five-year averages.

Grade: On average, between FY17 and FY21, the grade groups of military subjects in completed investigations were junior enlisted (E-1 to E-4) at 64%, senior enlisted (E-5 to E-9) at 27%, junior officers (O-1 to O-3) at 4%, senior officers (O-4 to O-10) at 3% and cadets/midshipmen and prep school students at 2%. In FY21, the E-1 to E-4 rank group comprised the highest percentage of military subjects in completed investigations, at 63%.

Subject Demographics in Unrestricted Reports with Completed Investigations										
FY of Investigation Completion	FY17		FY18		FY19		FY20		FY21	
	Num	%	Num	%	Num	%	Num	%	Num	%
Total Subjects	813	-	843	-	952	-	902	-	837	-
Gender										
Male	699	86.0%	698	82.8%	802	84.2%	742	82.3%	683	81.6%
Female	34	4.2%	61	7.2%	57	6.0%	52	5.8%	56	6.7%
Unknown/Relevant Data Not Avail.	80	9.8%	84	10.0%	93	9.8%	108	12.0%	95	11.4%
Age (Time of Incident)										
0-15	7	0.9%	2	0.2%	2	0.2%	3	0.3%	1	0.1%
16-19	71	8.7%	84	10.0%	93	9.8%	109	12.1%	85	10.2%
20-24	322	39.6%	329	39.0%	359	37.7%	356	39.5%	324	38.7%
25-34	216	26.6%	217	25.7%	283	29.7%	229	25.4%	235	28.1%
35-49	77	9.5%	84	10.0%	77	8.1%	64	7.1%	59	7.0%
50-64	17	2.1%	15	1.8%	18	1.9%	6	0.7%	10	1.2%
65+	1	0.1%	1	0.1%	0	0.0%	0	0.0%	50	6.0%
Unknown/Relevant Data Not Avail.	102	12.5%	111	13.2%	120	12.6%	135	15.0%	73	8.7%
Military Affiliation										
Military	621	76.4%	652	77.3%	753	79.1%	702	77.8%	653	78.0%
Non-military	62	7.6%	61	7.2%	56	5.9%	51	5.7%	64	7.6%
Unknown/Relevant Data Not Avail.	130	16.0%	131	15.5%	143	15.0%	150	16.6%	118	14.1%
Duty Status (Military Subjects)										
Active Duty	580	93.4%	618	94.8%	697	92.6%	653	93.0%	609	93.3%
Reserve	30	4.8%	26	4.0%	35	4.6%	33	4.7%	19	2.9%
National Guard	5	0.8%	4	0.6%	8	1.1%	3	0.4%	5	0.8%
Cadet/Prep School Student	6	1.0%	4	0.6%	13	1.7%	13	1.9%	20	3.1%
Unknown/Relevant Data Not Avail.	0	0.0%	0	0.0%	0	0.0%	0	0.0%	0	0.0%
Grade (Military Subjects)										
C-1 to C-4 & Prep School	6	1.0%	4	0.6%	13	1.7%	13	1.9%	20	3.1%
E-1 to E-4	408	65.7%	400	61.3%	485	64.4%	469	66.8%	412	63.1%
E-5 to E-9	155	25.0%	192	29.4%	212	28.2%	175	24.9%	182	27.9%
WO-1 to WO-5	0	0.0%	0	0.0%	0	0.0%	1	0.1%	0	0.0%
O-1 to O-3	31	5.0%	35	5.4%	27	3.6%	29	4.1%	24	3.7%
O-4 to O-10	21	3.4%	20	3.1%	14	1.9%	15	2.1%	15	2.3%
Unknown/Relevant Data Not Avail.	0	0.0%	1	0.2%	2	0.3%	0	0.0%	0	0.0%

Table 8.1.2.2.1. – Subject Demographics for Unrestricted Reports

8.1.2.3. Investigative and Military Justice Process Discussion

Subject Dispositions: Once the investigation of an Unrestricted Report is complete, Congress requires the Military Services to provide the outcome of the allegations against each subject named in an investigation. There were 641 subject investigations with disposition information to report in FY21. Of those, 137 subjects were outside of the DoD’s legal and jurisdictional authority, and a civilian or foreign authority exercised jurisdiction over 5 service member subjects. Table 8.1.2.3.1. illustrates that, of the remaining 499

subjects with reportable FY21 disposition data, 342 were held accountable by their Command. Command action was precluded with respect to 156 subjects, largely because either the victim declined to participate or there was insufficient evidence of an offense. Commanders found sufficient evidence to support sexual assault or other misconduct charges against nearly 69% of subjects who were considered for possible action.

FY21 DISPOSITIONS	Total Count	Actions Completed In FY21 (Subset of Total Count)
SUBJECTS OF INVESTIGATIONS WITH DISPOSITION INFORMATION TO REPORT IN FY21	641	NA
<i>DoD Did Not Consider Action</i>	142	NA
Subject Outside DoD's legal Authority	137	NA
Offender is Unknown	72	NA
Subject is a Civilian or Foreign National	64	NA
Subject Died or Deserted	1	NA
Civilian/Foreign Authority Exercised Jurisdiction over Service Member Subject	5	NA
<i>Sexual Assault Investigation Subjects Considered for Possible Action</i>	499	NA
Evidence Supported Commander Action	342	330
Sexual Assault Charge Substantiated	193	182
<i>Court-Martial Charge Preferred</i>	112	107
<i>Nonjudicial Punishments</i>	44	42
<i>Administrative Discharges</i>	8	5
<i>Other Adverse Administrative Actions</i>	29	28
Other Misconduct Substantiated	149	148
<i>Court-Martial Charge Preferred</i>	6	6
<i>Nonjudicial Punishments</i>	57	57
<i>Administrative Discharges</i>	1	1
<i>Other Adverse Administrative Actions</i>	85	84
Commander Action Precluded or Respected Victims' Desired Non-Participation	156	NA
Victim Declined to Participate in Military Justice Action	84	NA
Insufficient Evidence to Prosecute	68	NA
Statute of Limitations Expired	3	NA
Victim Died Before Completion of Military Justice Action	1	NA
Allegation Unfounded by Command/Legal Review	1	NA

Table 8.1.2.3.1. – FY 2021 Subject Dispositions for Unrestricted Reports

Completed Command Actions: Chart 8.1.2.3.2. analyzes completed command actions for both penetrating and sexual contact crimes over 5 years' time. Command actions for non-sexual assault offenses increased by two percentage points between FY20 (28% of investigated cases) and FY21 (30%). Command actions for sexual assault offenses which led to discharge or other administrative actions remained at its recent historical norm (7% of all investigated cases in FY21). Command actions for sexual assault offenses leading to non-judicial punishment continued a gradual but steady upward trend, increasing from FY20 (8%) to FY21 (9%), while command actions leading to Court-Martial charges

decreased from 28% to 22% over the same time. Cases where command action was not possible remained within the 29-35% range of all investigated cases, a range which has held since FY18.

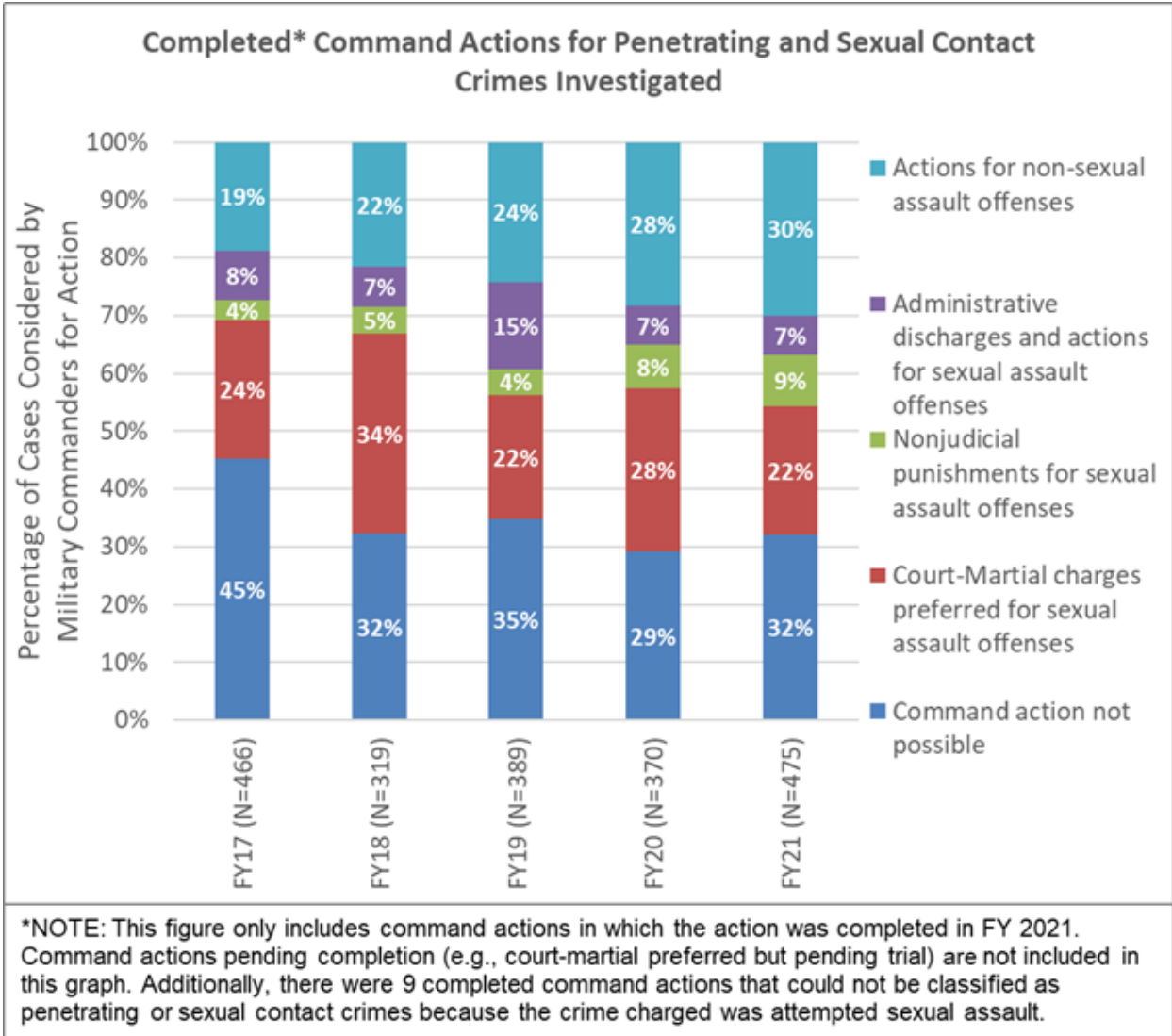


Chart 8.1.2.3.2. – Completed Command Actions by FY

Court-Martial Outcomes: Charts 8.1.2.3.3. and 8.1.2.3.4. provide sexual assault Court-Martial outcomes for penetrating and sexual contact crimes, respectively, over a five-year period. Of the 107 total subjects, 50 subjects proceeded to trial in FY21 (36 for penetrative crimes, 14 for sexual contact crimes). Eighteen of these were convicted of a penetrative offense and six were convicted of a contact offense, for an overall conviction rate of 52%, an increase over FY20 (36%).

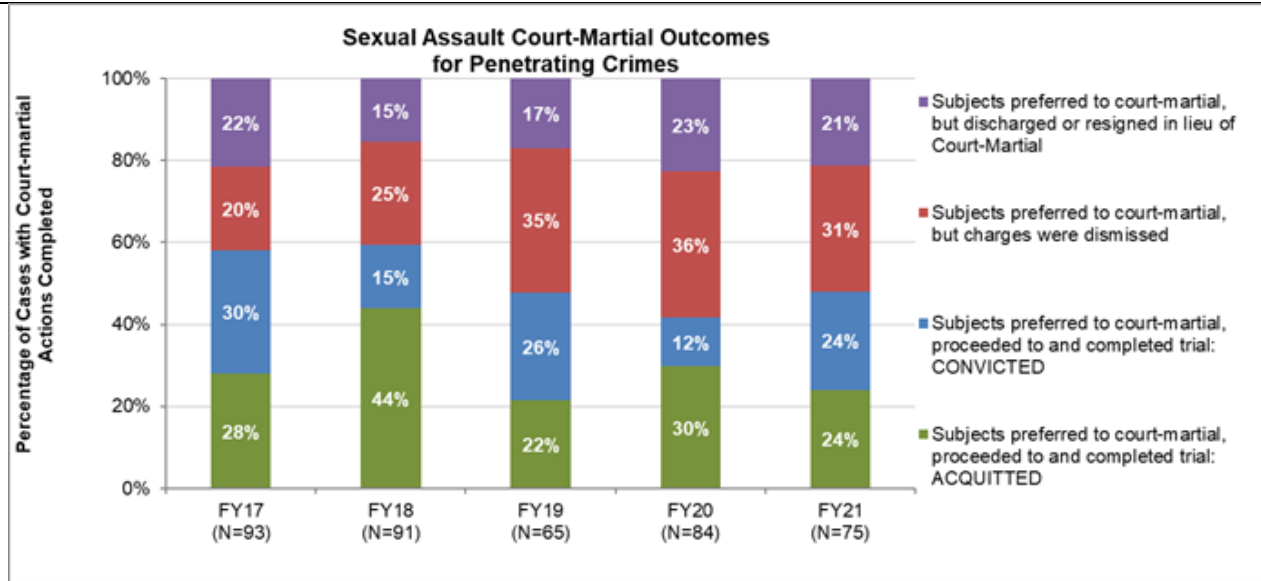


Chart 8.1.2.3.3. – Sexual Assault Court-Martial Outcomes for Penetrating Crimes

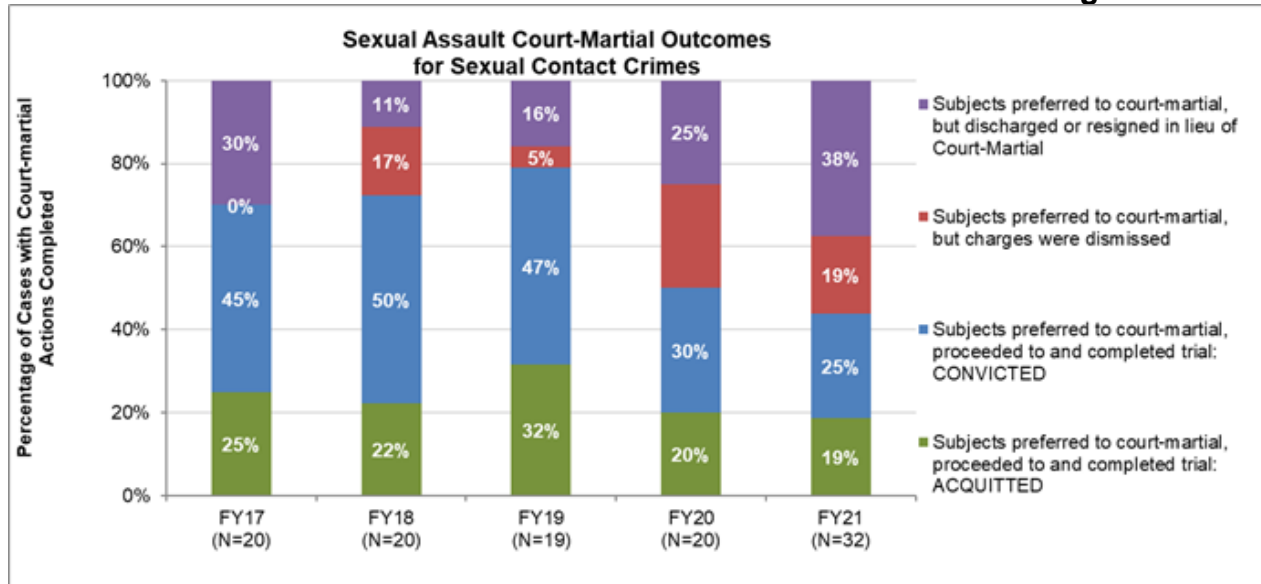


Chart 8.1.2.3.4. – Sexual Assault Court-Martial Outcomes for Sexual Contact Crimes

Duration of Investigative and Military Justice Processes

The length of a sexual assault investigation depends on a number of factors, including:

- the alleged offense
- the location and availability of the victim, subject, and witnesses
- the amount and kind of physical evidence gathered during the investigation
- the length of time required for crime laboratory analysis of evidence

Depending on these and other factors, sexual assault investigation length may range from a few months to over a year.

Chart 8.1.2.3.5. shows the mean and median lengths of time to complete sexual assault investigations in the DAF for the past five years. Case counts for each FY (N) are reflected

along the horizontal axis. The median length of investigation increased by 5 days between FY20 and FY21, while the mean time slightly decreased.

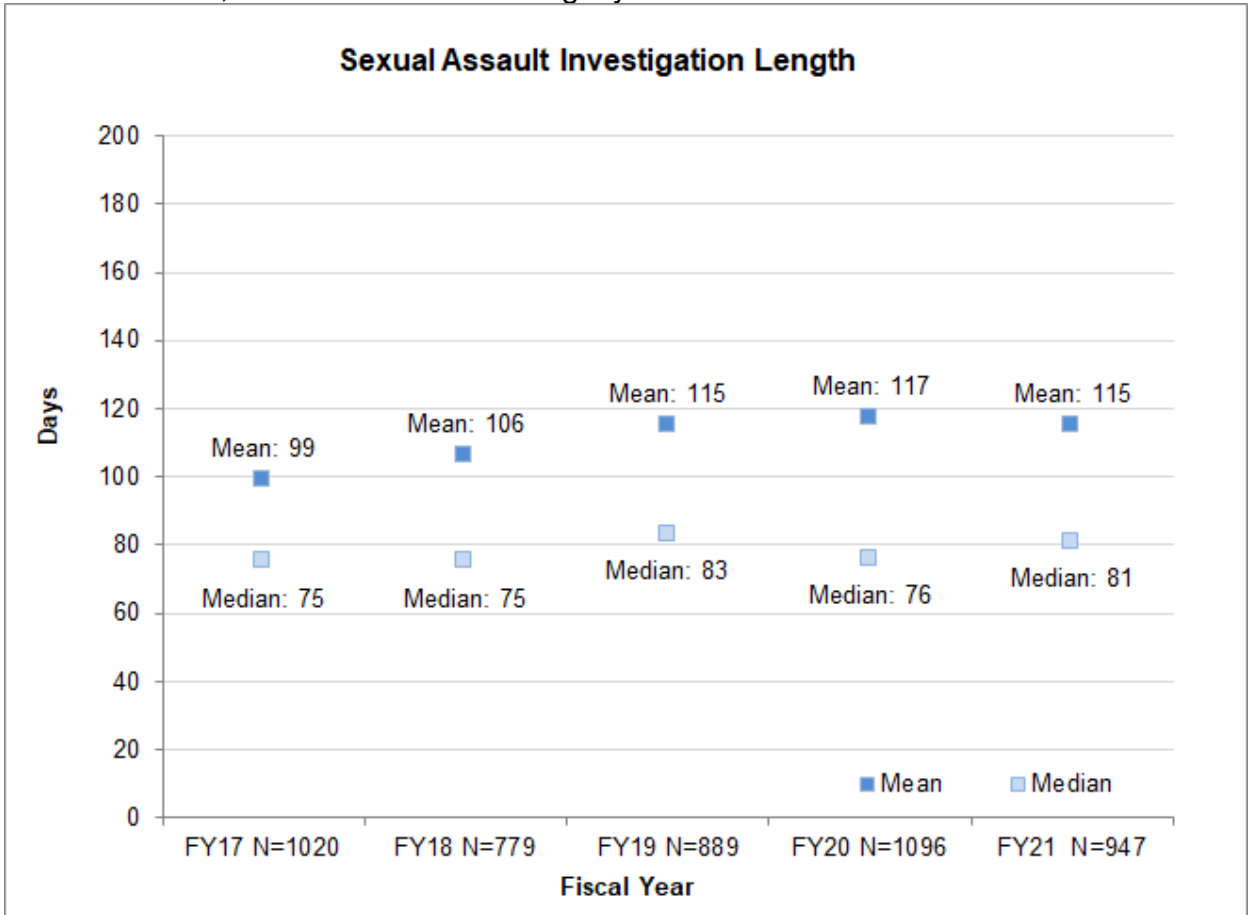


Chart 8.1.2.3.5. – Average Sexual Assault Investigation Length

Chart 8.1.2.3.6. shows the mean and median number of days from when a victim files an Unrestricted Report (i.e., signs the DoD Form 2910) to the completion of the Courts-Martial process, sentencing or acquittal. In FY21, the median time from filing an unrestricted sexual assault report to completion of the Courts-Martial process was 28 days less than in 2020, continuing a steady 3-year decreasing trend after a peak of 444 days in FY18. The mean number of days from unrestricted report to court outcome remained steady for the third consecutive year, within the range 380-390 days.




Chart 8.1.2.3.6. – Days from Filing of Unrestricted Report until Courts-Martial Outcome

Chart 8.1.2.3.7. shows the mean and median number of days from when a victim has filed an Unrestricted Report (i.e., signed the DoD Form 2910) to completion of non-judicial punishment (NJP) actions. In FY21, the median time between filing an Unrestricted Report and completion of NJP increased by 4 days from FY20. The mean time between unrestricted reports to NJP outcome remained steady for a third consecutive FY at approximately 170 days.

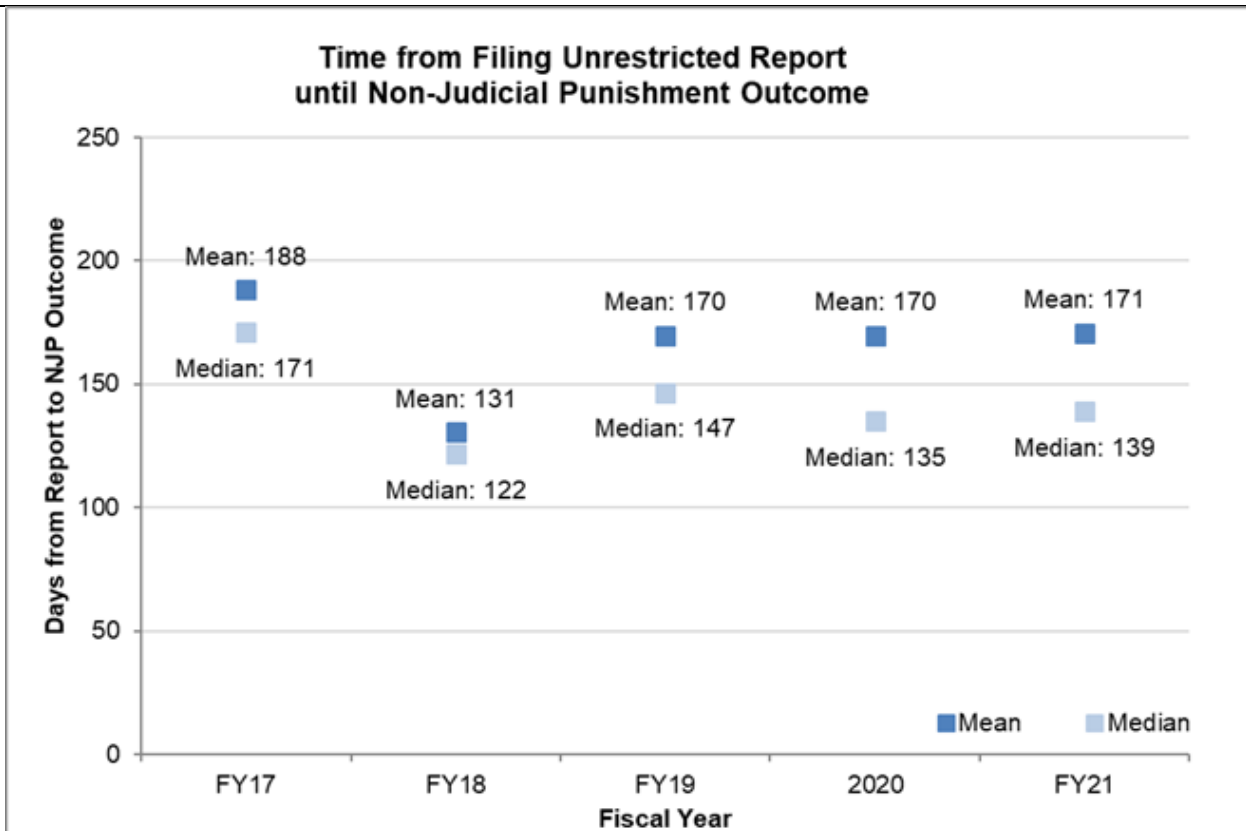


Chart 8.1.2.3.7. – Days from Filing of Unrestricted Report Until Non-Judicial Punishment Outcome

8.1.2.4. Analysis of Incident Details in Unrestricted Reports

Table 8.1.2.4.1. analyzes incident details associated with unrestricted reports of sexual assault by the FY in which the DAF received the sexual assault report, rather than the FY in which the investigation and outcome was completed, as in previous sections of this report. Whereas previous sections classified unrestricted sexual assault reports by the FY in which the associated investigation was completed, this section classifies sexual assault reports by the FY of the filing of the report. In cases where investigations are not complete, the information provided by the victim is the basis for incident details. Table 8.1.2.4.1. does *not* include any sexual assault reports that were initially filed as “restricted” in one FY but converted to “unrestricted” in a later FY. However, it *does* include any sexual assault reports initially filed as restricted in one FY and converted to unrestricted in the same FY.

The overall number of Unrestricted Reports made to the DAF decreased slightly from 1060 in FY20 to 1057 in FY21.

Assault Location: The percentage of Unrestricted Reports in which the sexual assault occurred on base decreased from 51% in FY20 to 45% in FY21, returning to similar rates observed in FY18 and FY19.

Subject-Victim Service Affiliation: Unrestricted Reports in which Service members assaulted fellow Service members has remained at nearly 58% for the past two FYs, the highest percentages measured since FY13. Unrestricted Reports in which Service members sexually assaulted non-Service members has remained relatively constant, between 12% and 13%, for FY17-FY21. Unrestricted Reports in which non-Service members sexually assaulted Service members has also remained relatively constant at 5-6% between FY17 and FY21, a trend exhibited from FY12 to FY21.

Subject-Victim Gender: The percentage of Unrestricted Reports involving males sexually assaulting females decreased by nearly three percentage points, from 66% in FY20 to 63% in FY21. All other subject-victim gender categories demonstrated minor changes between 0.3% and 1.8% between FY20 and FY21, hewing closely to their respective 5-year average values.

Reporting Delay: The percentage of Unrestricted Reports filed greater than one year from the occurrence of the sexual assault increased from 18% to nearly 25% between FY20 and FY21. All other categories of time between occurrence and filing of Unrestricted Reports decreased from 0.4 to 2.3%.

Assault Day of Week and Time of Day: The percentage of Unrestricted Reports in which the sexual assault occurred on the weekend (Friday through Sunday) continued a 4-year trend, falling within the range of 57-59% during FY18 through FY21. The percentage of Unrestricted Reports in which the sexual assault occurred between midnight and 6AM has also remained relatively consistent since FY16, continuing to fall between 45% and 50% of all Unrestricted Reports. In FY21, 47% of the unrestricted reports of sexual assault occurred between midnight and 6AM.

Incident Details for Unrestricted Reports*										
FY of Report	FY17		FY18		FY19		FY20		FY21	
	Num	%	Num	%	Num	%	Num	%	Num	%
Total Reports	1042	-	1055	-	1123	-	1060	-	1057	-
Assault Location										
On-Base	537	51.5%	487	46.2%	485	43.2%	539	50.8%	478	45.2%
Off-Base	427	41.0%	491	46.5%	541	48.2%	438	41.3%	508	48.1%
Unidentified	78	7.5%	77	7.3%	97	8.6%	83	7.8%	71	6.7%
Subject-Victim Service Affiliation										
Member on Member	500	48.0%	575	54.5%	580	51.6%	613	57.8%	612	57.9%
Member on Non-Member	133	12.8%	137	13.0%	144	12.8%	126	11.9%	138	13.1%
Non-Member on Member	63	6.0%	54	5.1%	54	4.8%	56	5.3%	63	6.0%
Unidentified on Member	45	4.3%	92	8.7%	88	7.8%	75	7.1%	54	5.1%
Relevant Data Not Available	301	28.9%	197	18.7%	257	22.9%	190	17.9%	190	18.0%
Subject-Victim Gender										
Male on Female	633	60.7%	668	63.3%	669	59.6%	699	65.9%	667	63.1%
Male on Male	79	7.6%	65	6.2%	84	7.5%	61	5.8%	81	7.7%
Female on Male	26	2.5%	33	3.1%	27	2.4%	21	2.0%	39	3.7%
Female on Female	11	1.1%	19	1.8%	30	2.7%	24	2.3%	19	1.8%
Unknown on Male	7	0.7%	26	2.5%	27	2.4%	18	1.7%	7	0.7%
Unknown on Female	25	2.4%	56	5.3%	56	5.0%	45	4.2%	46	4.4%
Multiple Mixed Gender	6	0.6%	14	1.3%	11	1.0%	6	0.6%	9	0.9%
Relevant Data Not Available	255	24.5%	174	16.5%	219	19.5%	186	17.5%	189	17.9%
Reporting Delay										
Within 3 days	303	29.1%	303	28.7%	304	27.1%	259	24.4%	236	22.3%
4-30 days	203	19.5%	229	21.7%	214	19.1%	226	21.3%	202	19.1%
31-365 days	293	28.1%	305	28.9%	330	29.4%	347	32.7%	328	31.0%
> 1 year	195	18.7%	177	16.8%	229	20.4%	194	18.3%	261	24.7%
Relevant Data Not Available	48	4.6%	41	3.9%	46	4.1%	34	3.2%	30	2.8%
Assault Time of Day										
6AM - 6PM	189	18.1%	171	16.2%	204	18.2%	160	15.1%	185	17.5%
6PM - Midnight	298	28.6%	268	25.4%	308	27.4%	309	29.2%	314	29.7%
Midnight - 6AM	479	46.0%	542	51.4%	541	48.2%	529	49.9%	497	47.0%
Unknown/Relevant Data Not Avail.	76	7.3%	74	7.0%	70	6.2%	62	5.8%	61	5.8%
Assault Day of Week										
Weekend (Fri-Sun)	566	54.3%	609	57.7%	672	59.8%	607	57.3%	604	57.1%
Weekday (Mon-Thur)	428	41.1%	405	38.4%	405	36.1%	419	39.5%	423	40.0%
Relevant Data Not Available	48	4.6%	41	3.9%	46	4.1%	34	3.2%	30	2.8%

*The counts in this table do not include prior-FY restricted reports that were converted to unrestricted in the indicated FY.

Table 8.1.2.4.1. – Incident Details for Unrestricted Reports

8.1.3. Restricted Reporting

Restricted Reports of sexual assault are confidential, covered communications as defined in DoD policy. The DAF cannot investigate allegations made in Restricted Reports because there is no requirement for victims to provide many details about these sexual assaults, and SAPR personnel do not enter information about alleged subjects into DSAID. Therefore, the DSAID data about Restricted Reports are more limited than data about Unrestricted Reports.

8.1.3.1. Restricted Report Conversions

Table 8.1.3.1.1. shows the number of initially Restricted Reports, the number of initially Restricted Reports those victims converted to unrestricted in the same FY, and the number of Restricted Reports remaining restricted at the end of each FY.

In FY 2021, 730 victims initially filed Restricted Reports with the DAF. Of these, 125 victims chose to convert their Restricted Report to an Unrestricted Report in FY21 (the unrestricted reporting sections above include these same-year conversion reports), leaving

605 Restricted Reports remaining restricted at the end of FY21. The percentage of Restricted Reports converted in the same year continues to decrease year over year; in FY21 the conversion rate was 17%, the lowest recorded rate since FY13.

Restricted Report Conversions										
FY of Report	FY17		FY18		FY19		FY20		FY21	
	Num	%	Num	%	Num	%	Num	%	Num	%
Initially Restricted	535	-	628	-	694	-	712	-	730	-
Converted to Unrestricted	120	22.4%	164	26.1%	172	24.8%	146	20.5%	125	17.1%
Remaining Restricted	415	77.6%	464	73.9%	522	75.2%	566	79.5%	605	82.9%

Table 8.1.3.1.1. – Restricted Report Conversions

8.1.3.2. Analysis of Victims in Restricted Reports

Table 8.1.3.2.1. and the following discussion provides a demographic analysis of victims of sexual assault who made Restricted Reports that remained restricted through the end of the reporting FY, without conversion. The unrestricted reporting section above includes all converted Restricted Reports.

Gender: The portion of male and female victims in Restricted Reports remained consistent between FY18 and FY21. The percentage of victims making a Restricted Report during this four-year period remained in the 19-20% range. Of note, the percentage of male victims in Restricted Reports during this four-year period is from 5% to 7% higher than the male percentage of victims making Unrestricted Reports in FY18 through FY21 (averaging 14% during this period). In FY17, the male percentage of victims in Restricted Reports (13%) was very near to the male percentage in Unrestricted Reports (14%).

Age at Time of Incident: There is little variation between the age distribution of individuals making Unrestricted and Restricted Reports. Victims in the 16-19 age group accounted for 24% of victims in Restricted Reports and 26% of Unrestricted Reports in FY21. Victims in the 20-24 age category accounted for 45% of the Restricted Reports and 47% of the Unrestricted Reports in FY21. Notably, throughout the last 5 years, victims in the age range 0-15 make up a much larger portion of Restricted Reports (4.3% in FY21) versus in Unrestricted reports (0.3% in FY21).

Grade: Officers continued to make up a higher proportion of Restricted Reports compared with Unrestricted Reports. The proportion of officers making a Restricted Report in FY21 was 13%, compared with 5% of the Unrestricted Reports. Senior enlisted Airmen and Guardians (E5-E9) also make up a higher proportion of Restricted Reports compared with Unrestricted Reports. Senior enlisted Airmen and Guardians make up 25% of the Restricted Reports in FY21 compared with 15% of the Unrestricted Reports.

Victim Demographics in Restricted Reports										
FY of Report	FY17		FY18		FY19		FY20		FY21	
	Num	%	Num	%	Num	%	Num	%	Num	%
Total Victims	415	-	464	-	522	-	566	-	605	-
Gender										
Male	55	13.3%	93	20.0%	105	20.1%	112	19.8%	116	19.2%
Female	358	86.3%	371	80.0%	417	79.9%	454	80.2%	489	80.8%
Relevant Data Not Available	2	0.5%	0	0.0%	0	0.0%	0	0.0%	0	0.0%
Age (Time of Incident)										
0-15	25	6.0%	29	6.3%	27	5.2%	44	7.8%	26	4.3%
16-19	109	26.3%	85	18.3%	119	22.8%	136	24.0%	142	23.5%
20-24	177	42.7%	205	44.2%	228	43.7%	245	43.3%	271	44.8%
25-34	88	21.2%	122	26.3%	118	22.6%	117	20.7%	140	23.1%
35-49	15	3.6%	23	5.0%	24	4.6%	20	3.5%	24	4.0%
50-64	1	0.2%	0	0.0%	1	0.2%	0	0.0%	2	0.3%
65+	0	0.0%	0	0.0%	0	0.0%	0	0.0%	0	0.0%
Relevant Data Not Available	0	0.0%	0	0.0%	5	1.0%	4	0.7%	0	0.0%
Military Affiliation										
Military	396	95.4%	447	96.3%	503	96.4%	550	97.2%	593	98.0%
Non-military	17	4.1%	17	3.7%	18	3.4%	16	2.8%	12	2.0%
Relevant Data Not Available	2	0.5%	0	0.0%	1	0.2%	0	0.0%	0	0.0%
Duty Status (Military Victims)										
Active Duty	365	92.2%	408	91.3%	444	88.3%	490	89.1%	519	87.5%
Reserve (Activated)	15	3.8%	21	4.7%	28	5.6%	33	6.0%	44	7.4%
National Guard (Activated - Title 10)	7	1.8%	4	0.9%	8	1.6%	4	0.7%	3	0.5%
Cadet/Prep School Student	9	2.3%	14	3.1%	23	4.6%	23	4.2%	27	4.6%
Relevant Data Not Available	0	0.0%	0	0.0%	0	0.0%	0	0.0%	0	0.0%
Grade (Military Victims)										
C-1 to C-4 & Prep School	9	2.3%	14	3.1%	23	4.6%	23	4.2%	27	4.6%
E-1 to E-4	264	66.7%	264	59.1%	310	61.6%	341	62.0%	345	58.2%
E-5 to E-9	84	21.2%	122	27.3%	114	22.7%	133	24.2%	146	24.6%
WO1-WO5	0	0.0%	1	0.2%	0	0.0%	0	0.0%	0	0.0%
O-1 to O-3	31	7.8%	34	7.6%	35	7.0%	42	7.6%	47	7.9%
O-4 to O-10	8	2.0%	12	2.7%	21	4.2%	11	2.0%	28	4.7%
Relevant Data Not Available	0	0.0%	0	0.0%	0	0.0%	0	0.0%	0	0.0%

Table 8.1.3.2.1. – Victim Demographics in Restricted Reports

8.1.3.3. Analysis of Incident Details in Restricted Reports

Table 8.1.3.3.1. provides analysis of the incident details for Restricted Reports that remained restricted at the end of each FY.

Assault Location: The percentage of Restricted Reports in which the sexual assault occurred on base increased from 36% in FY20 to 43% in FY21, the highest observed rate in the past 10 years or Restricted Reports.

Subject-Victim Service Affiliation: Restricted Reports in which Service members assaulted fellow Service members during FY21 was in excess of 65% of all Restricted Reports, the highest observed percentage in the past 10 years. Restricted Reports in which Service members sexually assaulted non-Service members has remained relatively constant, between 2% and 4%, for FY17-FY21. Restricted Reports in which non-Service members sexually assaulted Service members made up 19% of reports for FY21, the lowest percentage since FY13. A possible reason for this recent concentration of restricted reports within the member-on-member demographic is the increased isolation of members to barracks and bases due to ongoing COVID-19 mitigation measures, separating them from non-military populations more than in FY19 or earlier.

Reporting Delay: The percentage of Restricted Reports filed greater than one year from the occurrence of the sexual assault was nearly 32% in FY21, the highest value in the past ten years of Restricted Reports. Restricted Reports filed within 3 days of the incident made up just 16% of Restricted Reports filed in FY21, the lowest recorded value since FY15. This may represent an expression of delayed reporting from the earliest months of the COVID-19 pandemic (i.e., FY20), when isolation and uncertainty was most acute, and victims may not have felt comfortable in coming forward.

Assault Day of Week and Time of Day: The percentage of Restricted Reports in which the sexual assault occurred on the weekend (Friday through Sunday) continued a 4-year trend, falling within the range of 48-52% during FY18 through FY21. The percentage of Restricted Reports in which the sexual assault occurred between 6pm and midnight reached its highest rate of the past 10 years at nearly 46%. In FY21, 29% of the restricted reports of sexual assault occurred between midnight and 6AM, the lowest recorded measure in the last decade. This shift may also reflect a changing pattern of life during the COVID-19 pandemic, with servicemembers generally staying closer to base while many liberty activities are unavailable.

Incident Details for Restricted Reports										
FY of Report	FY17		FY18		FY19		FY20		FY21	
	Num	%	Num	%	Num	%	Num	%	Num	%
Total Reports	415	-	464	-	522	-	566	-	605	-
Incident Location										
On-Base	140	33.7%	147	31.7%	180	34.5%	205	36.2%	259	42.8%
Off-Base	230	55.4%	240	51.7%	289	55.4%	290	51.2%	285	47.1%
Unidentified/Relevant Data Not Avail.	45	10.8%	77	16.6%	53	10.2%	71	12.5%	39	6.4%
Subject-Victim Military Affiliation										
Member on Member	204	49.2%	265	57.1%	302	57.9%	340	60.1%	394	65.1%
Member on Non-Member	17	4.1%	17	3.7%	18	3.4%	16	2.8%	12	2.0%
Non-Member on Member	130	31.3%	105	22.6%	131	25.1%	130	23.0%	112	18.5%
Unidentified on Member	61	14.7%	77	16.6%	70	13.4%	80	14.1%	87	14.4%
Relevant Data Not Available	3	0.7%	0	0.0%	1	0.2%	0	0.0%	0	0.0%
Reporting Delay										
Within 3 days	79	19.0%	101	21.8%	104	19.9%	107	18.9%	97	16.0%
4-30 days	54	13.0%	89	19.2%	95	18.2%	70	12.4%	82	13.6%
31-365 days	82	19.8%	75	16.2%	95	18.2%	105	18.6%	116	19.2%
> 1 year	116	28.0%	102	22.0%	124	23.8%	163	28.8%	191	31.6%
Relevant Data Not Available	84	20.2%	97	20.9%	104	19.9%	121	21.4%	119	19.7%
Assault Time of Day										
6AM - 6PM	48	11.6%	50	10.8%	62	11.9%	75	13.3%	74	12.2%
6PM - Midnight	176	42.4%	187	40.3%	231	44.3%	219	38.7%	275	45.5%
Midnight - 6AM	140	33.7%	153	33.0%	171	32.8%	185	32.7%	176	29.1%
Unknown/Relevant Data Not Avail	51	12.3%	74	15.9%	58	11.1%	88	15.5%	80	13.2%
Assault Day of Week										
Weekend (Fri-Sun)	227	54.7%	241	51.9%	270	51.7%	273	48.2%	295	48.8%
Weekday (Mon-Thur)	106	25.5%	129	27.8%	151	28.9%	174	30.7%	193	31.9%
Relevant Data Not Available	82	19.8%	94	20.3%	101	19.3%	119	21.0%	117	19.3%

Table 8.1.3.3.1. – Incident Details for Restricted Reports

8.1.4. Service Referrals for Victims of Sexual Assault

Table 8.1.4.1. analyzes service referrals for Unrestricted Reports. The number of referrals continues to increase from year-to-year. Referrals increased by 23% between FY20 and FY21 over the same time period in which the quantity of Unrestricted Reports remained unchanged. The most common service referrals for Unrestricted Reports were Victim Advocate, Mental Health and Legal.

Service Referrals for Unrestricted Reports										
FY of Service Referral	FY17		FY18		FY19		FY20		FY21	
	Num	%	Num	%	Num	%	Num	%	Num	%
Total Service Referrals	1,760	-	2,057	-	2,626	-	3,287	-	4,051	-
Type of Service										
Medical	161	9.1%	148	7.2%	264	10.1%	337	10.3%	425	10.5%
Mental Health	370	21.0%	383	18.6%	475	18.1%	583	17.7%	733	18.1%
Legal	368	20.9%	458	22.3%	567	21.6%	649	19.7%	729	18.0%
Chaplain/Spiritual Support	238	13.5%	257	12.5%	329	12.5%	427	13.0%	548	13.5%
Rape Crisis Center	34	1.9%	52	2.5%	82	3.1%	110	3.3%	133	3.3%
Victim Advocate	350	19.9%	474	23.0%	519	19.8%	640	19.5%	759	18.7%
DoD Safe Helpline	145	8.2%	211	10.3%	269	10.2%	365	11.1%	502	12.4%
Other	94	5.3%	74	3.6%	121	4.6%	176	5.4%	222	5.5%

Table 8.1.4.1. – Service Referrals for Unrestricted Reports

Table 8.1.4.2. analyzes service referrals for Restricted Reports. The number of referrals continues to increase from year-to-year. Referrals increased by 55% between FY20 and FY21 over the same time that the quantity of Restricted Reports remained nearly unchanged. The most common service referrals for Restricted Reports were for Mental Health and Victim Advocate.

Service Referrals for Restricted Reports										
FY of Service Referral	FY17		FY18		FY19		FY20		FY21	
	Num	%	Num	%	Num	%	Num	%	Num	%
Total Service Referrals	889	-	1104	-	1524	-	1775	-	2751	-
Type of Service										
Medical	83	9.3%	110	10.0%	175	11.5%	182	10.3%	327	11.9%
Mental Health	226	25.4%	251	22.7%	326	21.4%	307	17.3%	522	19.0%
Legal	127	14.3%	151	13.7%	230	15.1%	205	11.5%	405	14.7%
Chaplain/Spiritual Support	145	16.3%	155	14.0%	210	13.8%	259	14.6%	397	14.4%
Rape Crisis Center	29	3.3%	39	3.5%	52	3.4%	9	0.5%	105	3.8%
Victim Advocate	168	18.9%	231	20.9%	293	19.2%	510	28.7%	484	17.6%
DoD Safe Helpline	77	8.7%	111	10.1%	170	11.2%	177	10.0%	361	13.1%
Other	34	3.8%	56	5.1%	68	4.5%	126	7.1%	150	5.5%

Table 8.1.4.2. – Service Referrals for Restricted Reports

^[1] The 2012 Workplace and Gender Relations Survey of Active Duty Members used a slightly different measure than did the 2014 RAND Military Workplace Study and the 2016 and 2018 Workplace and Gender Relations Survey of Active Duty Members. The 2012 survey measured unwanted sexual contact, while the 2014, 2016, and 2018 surveys measured sexual assault. Also, the 2012 Workplace and Gender Relations Survey of Active Duty Members used a much smaller sample size than did the 2014, 2016, or 2018 surveys, which is reflected in the relatively large width of the 2012 survey confidence interval compared to later survey confidence intervals.

^[2] The sexual assault prevalence studies estimate the number of active-duty Airmen and Guardians who experienced a sexual assault in the past 12 months while in military service. The DAF accepts sexual assault reports from active-duty members of other services, certain non-active-duty personnel, and imposes no limit on how long ago the sexual assault occurred or whether the victim was in the military at the time of the assault, or not. Therefore, the graphic shows only the number of reports from victims who were active-duty Service members both at the time of the assault and of the report.

8.2 Complete the following table with your numbers as of the end of the FY. Use the job/duty descriptions provided and the following inclusion criteria:

- Include all Reserve and Active-Duty military personnel. Army and Air Force do not need to include their respective National Guard component information as it will be included in the National Guard Bureau's response.

- Include civilian and contractor personnel, as applicable
- Only include filled positions
- Indicate the number of full-time and part-time personnel
- Provide the exact number of current personnel, whenever possible. If the number is an estimate, indicate how the estimate was reached and any other relevant information.

Job/Duty Title	Description of Job/Duty	Full-Time	Part-Time
Program Managers	Capability in developing policy, or program management and execution; and completion of 40+ hours of Military Service-specific National Advocate Credentialing Program and approved SARC training.	15	1
Dedicated Headquarters-Level Professionals	Include policy, advocacy, and prevention professionals who support the headquarters-level SAPR program offices at each Military Service/NGB (<i>not including program managers, who are counted in their own category</i>).	8	7
Uniformed SARCs	Serve as the single point of contact at an installation or within a geographic area to oversee sexual assault awareness, prevention, and response training; coordinate medical treatment, including emergency care, for victims of sexual assault; and track the services provided to victims from the initial report through final disposition and resolution and are	43	12

	certified under the nationally-accredited DoD Sexual Assault Advocate Certification Program (D-SAACP).		
Civilian SARCs	See above.	90	0
Uniformed SAPR-VAs	Provide non-clinical crisis intervention, referral, and ongoing non-clinical support to adult sexual assault victims; offer information on available options/resources to victims; coordinate liaison assistance with other organizations and agencies on victim care matters; and report directly to the SARC, and are certified under the nationally-accredited D-SAACP.	1	1038
Civilian SAPR-VAs	See above.	91	1
Sexual Assault -Specific Legal	Legal personnel who specialize in sexual assault cases including prosecutors, Victim Witness Assistance Program personnel, paralegals, legal experts, and Special Victims' Counsel/Victims' Legal Counsel.	<p>Special Victims' Counsel:</p> <p>59 - SVCs 1 - Civilian Attorney 51 - Paralegals 2 - Reservist SVCs 1 - Reservist Paralegal</p> <p>Prosecutors:</p> <p>1 - Division Chief / Chief Prosecutor (SVU); 1 - Director of Operations / Deputy Chief Prosecutor / Special Victim Unit (SVU) Trial Counsel</p>	<p>Prosecutors:</p> <p>10 - members of the Trial Counsel Assistance Program (reservists supporting trials as needed/funding allows)</p>

		<p>20 - Circuit Trial Counsel (CTC) (includes 10 SVU - CTCs (more specialized))</p> <p>VWAP Personnel:</p> <p>2 - Dedicated full time</p> <p>150 - VWAP Personnel (full time employees assigned VWAP responsibilities in addition to other non-VWAP duties)</p>	
Sexual Assault - Specific Investigators	Military Criminal Investigation Office investigators who specialize in sexual assault cases.	24	350*
Sexual Assault Medical Forensic Examiners	Medical providers that have completed the DoD Sexual Assault Medical Forensic Examiner Course at Fort Sam Houston, or equivalent.	0	52

Notes:

*This number reflects the approximate number of all criminal lead agents supporting criminal cases in the field.

Unrestricted Reports

AIR FORCE FY21 UNRESTRICTED REPORTS OF SEXUAL ASSAULTS IN THE MILITARY		
<p>A. FY21 REPORTS OF SEXUAL ASSAULT (rape, sexual assault, aggravated sexual contact, abusive sexual contact, forcible sodomy, and attempts to commit these offenses) BY or AGAINST Service Members. Note: The data on this page is raw, uninvestigated information about allegations received during FY21. These Reports may not be fully investigated by the end of the fiscal year. This data is drawn from Defense Sexual Assault Database (DSAID) based on Service affiliation of the Sexual Assault Response Coordinator (SARC) who currently manages the Victim case.</p>		FY21 Totals
# FY21 Unrestricted Reports (one Victim per report)		1057
# Service Member Victims		919
# Non-Service Member Victims in allegations against Service Member Subject		138
# Relevant Data Not Available		0
# Unrestricted Reports in the following categories		1057
# Service Member on Service Member		612
# Service Member on Non-Service Member		138
# Non-Service Member on Service Member		63
# Unidentified Subject on Service Member		54
# Relevant Data Not Available		190
# Unrestricted Reports of sexual assault occurring		1057
# On military installation		478
# Off military installation		508
# Unidentified location		71
# Victim in Unrestricted Reports Referred for Investigation		1057
# Victims in investigations initiated during FY21		925
# Victims with Investigations pending completion at end of 30-SEP-2021		171
# Victims with Completed Investigations at end of 30-SEP-2021		754
# Victims with Investigative Data Forthcoming		27
# Victims where investigation could not be opened by DoD or Civilian Law Enforcement		105
# Victims - Alleged perpetrator not subject to the UCMJ		31
# Victims - Crime was beyond statute of limitations		0
# Victims - Unrestricted Reports for Matters Occurring Prior to Military Service		23
# Victims - Other		51
# All Restricted Reports received in FY21 (one Victim per report)		730
# Converted from Restricted Report to Unrestricted Report* (report made this year and converted this year)		125
# Restricted Reports Remaining Restricted at end of FY21		605
B. DETAILS OF UNRESTRICTED REPORTS FOR FY21		
	FY21 Totals	FY21 Totals for Service Member Victim Cases
Length of time between sexual assault and Unrestricted Report	1057	919
# Reports made within 3 days of sexual assault	236	214
# Reports made within 4 to 10 days after sexual assault	105	84
# Reports made within 11 to 30 days after sexual assault	97	81
# Reports made within 31 to 365 days after sexual assault	328	292
# Reports made longer than 365 days after sexual assault	261	219
# Relevant Data Not Available	30	29
Time of sexual assault	1057	919
# Midnight to 6 am	497	425
# 6 am to 6 pm	185	163
# 6 pm to midnight	314	275
# Unknown	43	38
# Relevant Data Not Available	18	18
Day of sexual assault	1057	919
# Sunday	154	129
# Monday	114	105
# Tuesday	119	102
# Wednesday	101	84
# Thursday	89	84
# Friday	192	167
# Saturday	258	219
# Relevant Data Not Available	30	29

Unrestricted Reports (continued)

C. UNRESTRICTED REPORTS OF SEXUAL ASSAULTS BY OR AGAINST SERVICE MEMBERS (VICTIM AND SUBJECT GENDER)											
	Male on Female	Male on Male	Female on Male	Female on Female	Unknown on Male	Unknown on Female	Multiple Mixed Gender Assault	Relevant Data Not Available	FY21 Totals		
# Service Member on Service Member	457	81	29	19	7	45	0	100	1057		
# Service Member on Non-Service Member	380	50	29	12	0	0	0	0	612		
# Non-Service Member on Service Member	120	0	0	0	0	0	0	0	138		
# Non-Service Member on Non-Service Member	44	0	0	0	0	0	0	0	63		
# Undetermined Subject on Service Member	0	0	0	0	0	0	0	0	54		
# Relevant Data Not Available	0	0	0	0	0	0	0	183	190		
FY21 UNRESTRICTED REPORTS OF SEXUAL ASSAULT BY MATTER INVESTIGATED TYPE (May not reflect what crimes can be charged upon completion of investigation)											
UNRESTRICTED REPORTS MADE IN FY21											
D. UNRESTRICTED REPORTS OF SEXUAL ASSAULTS BY OR AGAINST SERVICE MEMBERS (MOST SERIOUS CRIME ALLEGED, AS CATEGORIZED BY THE MILITARY CRIMINAL INVESTIGATIVE ORGANIZATION)											
	Rape (Art. 120)	Aggravated Sexual Assault (Oct07-Jun12)	Sexual Assault (After Jun12) (Art. 120)	Forcible Sodomy (Art. 125)	Aggravated Sexual Contact (Art. 120)	Abusive Sexual Contact (Art.120)	Wrongful Sexual Contact (Oct07-Jun12) (Art. 120)	Indecent Assault (Art. 134) (Pre-FY08)	Attempts to Commit Offenses (Art. 80)	Offense Code Data Not Available	FY21 Totals
# Total	95	0	340	1	9	440	1	2	20	149	1057
# Service Member on Service Member	24	0	221	0	1	313	0	0	14	54	612
# Service Member on Non-Service Member	15	0	64	0	0	4	0	0	0	18	138
# Non-Service Member on Service Member	0	0	22	0	0	26	0	0	0	0	63
# Undetermined Subject on Service Member	0	0	20	0	0	3	0	0	0	11	54
# Relevant Data Not Available	0	0	13	0	0	38	0	0	0	66	190
#2.	81	0	276	1	9	333	1	2	20	131	910
TOTAL Service Member Victims in FY21 Reports											
# Service Member Victims: Female	62	0	240	0	7	300	1	0	18	110	760
# Service Member Victims: Male	19	0	36	1	2	88	0	0	2	20	152
# Relevant Data Not Available	0	0	0	0	0	0	0	0	0	0	0
TIMES OF INCIDENTS BY OFFENSE TYPE FOR UNRESTRICTED REPORTS OF SEXUAL ASSAULT MADE IN FY21											
D3. Time of sexual assault											
# Midnight to 5 am	42	0	183	1	2	200	1	0	2	59	497
# 5 am to 6 am	0	0	56	0	0	104	0	0	0	14	183
# 6 am to midnight	31	0	99	0	0	130	0	0	11	38	314
# Unknown	0	0	3	0	0	0	0	0	0	28	43
# Relevant Data Not Available	0	0	0	0	0	0	0	0	0	18	18
D4. Day of sexual assault											
# Sunday	16	0	56	0	1	58	1	1	0	21	152
# Monday	16	0	36	0	2	48	0	0	0	10	112
# Tuesday	11	0	33	0	1	52	0	0	0	14	111
# Wednesday	11	0	39	0	0	4	0	0	0	11	101
# Thursday	10	0	28	0	1	38	0	0	0	13	89
# Friday	10	0	52	0	1	68	0	0	0	24	199
# Saturday	20	0	99	0	2	102	0	0	0	29	259
# Relevant Data Not Available	0	0	0	0	0	0	0	0	0	28	28

Unrestricted Reports (continued)

E. SUMMARY OF UNRESTRICTED REPORTS WITH INVESTIGATIONS	FY21 Totals
E1. Subjects in Unrestricted Reports Made to Your Service with Investigation Initiated During FY21	
Note: This data is drawn from DSAID based on Service affiliation of the SARC who currently manages the Victim case associated with the investigation and Subject below.	
# Investigations Initiated during FY21	837
# Investigations Completed as of FY21 End (group by MCIO #)	570
# Investigations Pending Completion as of FY21 End (group by MCIO #)	267
# Subjects in investigations Initiated During FY21	862
# Service Member Subjects investigated by CID	32
# Your Service Member Subjects investigated by CID	1
# Other Service Member Subjects investigated by CID	31
# Service Member Subjects investigated by NCIS	8
# Your Service Member Subjects investigated by NCIS	0
# Other Service Member Subjects investigated by NCIS	8
# Service Member Subjects investigated by AFOSI	637
# Your Service Member Subjects investigated by AFOSI	632
# Other Service Member Subjects investigated by AFOSI	5
# Non-Service Member Subjects in Service Investigations	57
Note: Non-Service Member Subjects are drawn from all CID, NCIS and AFOSI investigations involving a Victim supported by your Service.	
# Unidentified Subjects in Service Investigations	59
Note: Unidentified Subjects are drawn from all CID, NCIS and AFOSI investigations involving a Victim supported by your Service.	
# Service Member Subjects investigated by Civilian or Foreign Law Enforcement	1
Note: Service Member Subjects are drawn from Civilian or Foreign Law Enforcement investigations involving a Victim supported by your Service.	
# Your Service Member Subjects investigated by Civilian or Foreign Law Enforcement	1
# Other Service Member Subjects investigated by Civilian or Foreign Law Enforcement	0
# Non-Service Member Subjects in Civilian or Foreign Law Enforcement Investigations involving a Victim supported by your Service	14
# Unidentified Subjects in Civilian or Foreign Law Enforcement Investigations involving a Victim supported by your Service	7
# Subject or Investigation Relevant Data Not Available	47
E2. Service Investigations Completed during FY21	
Note: The following data is drawn from DSAID and describes criminal investigations completed during the FY21. These investigations may have been initiated during the FY21 or any prior FY.	
# Total Investigations completed by Services during FY21 (Group by MCIO Case Number)	776
# Of these investigations with more than one Victim	79
# Of these investigations with more than one Subject	49
# Of these investigations with more than one Victim and more than one Subject	10
# Subjects in investigations completed during FY21 involving a Victim supported by your Service	816
# Service Member Subjects investigated by CID	25
# Your Service Member Subjects investigated by CID	1
# Other Service Member Subjects investigated by CID	24
# Service Member Subjects investigated by NCIS	9
# Your Service Member Subjects investigated by NCIS	0
# Other Service Member Subjects investigated by NCIS	9
# Service Member Subjects investigated by AFOSI	616
# Your Service Member Subjects investigated by AFOSI	612
# Other Service Member Subjects investigated by AFOSI	4
# Non-Service Member Subjects in completed Service Investigations involving a Victim supported by your Service	53
# Unidentified Subjects in completed Service Investigations involving a Victim supported by your Service	71
# Subject Relevant Data Not Available	42
# Victims in investigations completed during FY21, supported by your Service	894
# Service Member Victims in CID investigations	24
# Your Service Member Victims in CID investigations	20
# Other Service Member Victims in CID investigations	4
# Service Member Victims in NCIS investigations	14
# Your Service Member Victims in NCIS investigations	8
# Other Service Member Victims in NCIS investigations	6
# Service Member Victims in AFOSI investigations	731
# Your Service Member Victims in AFOSI investigations	726
# Other Service Member Victims in AFOSI investigations	5
# Non-Service Member Victims in completed Service Investigations, supported by your Service	125
# Victim Relevant Data Not Available	0

Unrestricted Reports (continued)

E3. Subjects and Victims in Investigations Completed by US Civilian and Foreign Agencies during FY21	
Note: This data is entered by your Service SARC for cases supported by your Service.	
# Total Investigations completed by US Civilian and Foreign Law Enforcement during FY21 (Group by MCIO Case Number)	20
# Of these investigations with more than one Victim	0
# Of these investigations with more than one Subject	0
# Of these investigations with more than one Victim and more than one Subject	0
# Subjects in investigations completed during FY21 involving a Victim supported by your Service	18
# Service Member Subjects investigated by Civilian and Foreign Law Enforcement	3
# Your Service Member Subjects investigated by Civilian and Foreign Law Enforcement	3
# Other Service Member Subjects investigated by Civilian and Foreign Law Enforcement	0
# Non-Service Member Subjects in Civilian and Foreign Law Enforcement Investigations involving a Victim supported by your Service	11
# Unidentified Subjects in Civilian and Foreign Law Enforcement Investigations involving a Victim supported by your Service	4
# Subject Relevant Data Not Available	0
# Victims in investigations completed during FY21, supported by your Service	20
# Service Member Victims in Civilian and Foreign Law Enforcement investigations	18
# Your Service Member Victims in Civilian and Foreign Law Enforcement investigations	18
# Other Service Member Victims in Civilian and Foreign Law Enforcement investigations	0
# Non-Service Member Victims in Civilian and Foreign Law Enforcement Investigations in a case supported by your Service	2
# Victim Relevant Data Not Available	0
E4. Subjects and Victims in Investigations Completed by Military Police/Security Forces/Master At Arms/Marine Corps CID (MPs) during FY21 (all organizations regardless of name are abbreviated below as "MPs")	
Note: This data is entered by your Service SARC for cases supported by your Service.	
Note: As of 1 Jan 2013, all sexual assault investigations are referred to MCIO for investigation. This section captures remaining Subjects from investigations opened in prior years by Military Police/Security Forces/Master At Arms/Marine Corps CID.	
# Total Investigations completed by MPs during FY21 (Group by MCIO Case Number)	0
# Of these investigations with more than one Victim	0
# Of these investigations with more than one Subject	0
# Of these investigations with more than one Victim and more than one Subject	0
# Subjects in MP investigations completed during FY21 involving a Victim supported by your Service	0
# Service Member Subjects investigated by MPs	0
# Your Service Member Subjects investigated by MPs	0
# Other Service Member Subjects investigated by MPs	0
# Non-Service Member Subjects in MPs involving a Victim supported by your Service	0
# Unidentified Subjects in MPs involving a Victim supported by your Service	0
# Subject Relevant Data Not Available	0
# Victims in MP investigations completed during FY21, supported by your Service	0
# Service Member Victims in MP investigations	0
# Your Service Member Victims in MP investigations	0
# Other Service Member Victims in MP investigations	0
# Non-Service Member Victims in MP Investigations, supported by your Service	0
# Victim Relevant Data Not Available	0

Unrestricted Reports (continued)

Victims in Investigation Completed in FY21	Victim Data From Investigations completed during FY21										FY21 Totals
	Penetrating Offenses					Contact Offenses					
	Rape (Art. 120)	Aggravated Sexual Assault (Oct07-Jun12)	Sexual Assault (After Jun12) (Art. 120)	Forcible Sodomy (Art. 125)	Aggravated Sexual Contact (Art. 120)	Abusive Sexual Contact (Art.120)	Wrongful Sexual Contact (Oct07-Jun12) (Art. 120)	Indecent Assault (Art. 134) (Pre-FY08)	Attempts to Commit Offenses (Art. 80)	Offense Code Data Not Available	
F. DEMOGRAPHICS ON VICTIMS IN INVESTIGATIONS COMPLETED IN FY21 (Investigation Completed within the reporting period. These investigations may have been opened in current or prior Fiscal Years)											
F1. Gender of Victims	65	1	402	0	3	387	1	1	14	40	914
# Male	59	1	457	0	3	457	0	0	14	35	1137
# Female	59	0	365	0	3	368	1	1	0	35	774
# Unknown	0	0	36	0	0	0	0	0	0	0	71
F2. Age of Victims	65	1	402	0	3	387	1	1	14	40	914
# 0-5	0	0	0	0	0	0	0	0	0	0	0
# 16-19	27	0	119	0	0	98	0	0	0	0	238
# 20-24	20	0	194	0	2	188	0	0	0	18	437
# 25-34	14	0	52	0	1	72	0	0	0	0	154
# 35-49	0	0	7	0	1	12	0	0	0	0	74
# 50-64	0	0	0	0	0	0	0	0	0	0	0
# 65 and older	0	0	0	0	0	0	0	0	0	0	0
# Unknown	0	0	28	0	0	27	0	0	0	16	64
F3. Victim Type	65	1	402	0	3	387	1	1	14	40	914
# Service Member	55	1	339	0	3	341	1	1	14	37	787
# DOD Civilian	0	0	0	0	0	0	0	0	0	0	0
# DOD Contractor	0	0	0	0	0	0	0	0	0	0	0
# Other US Government-Civilian	0	0	0	0	0	0	0	0	0	0	0
# US-Civilian	0	0	51	0	0	37	0	0	0	0	104
# Foreign National	0	0	0	0	0	0	0	0	0	0	0
# Foreign Military	0	0	0	0	0	0	0	0	0	0	0
# Unknown	0	0	0	0	0	0	0	0	0	0	0
F4. Grade of Service Member Victims	55	1	339	0	3	341	1	1	14	37	787
# E1-E4	44	0	263	0	1	264	0	0	0	24	603
# E5-E9	0	1	41	0	2	35	0	0	0	0	118
# WO1-WO5	0	0	0	0	0	0	0	0	0	0	0
# O1-O3	0	0	15	0	0	15	0	0	0	0	33
# O4-O10	0	0	1	0	0	1	0	0	0	0	0
# Cadet/Midshipman	0	0	21	0	0	21	0	0	0	0	24
# Academy Prep School Student	0	0	0	0	0	0	0	0	0	0	0
# Unknown	0	0	0	0	0	0	0	0	0	0	0
F5. Service of Service Member Victims	55	1	339	0	3	341	1	1	14	37	787
# Army	0	0	0	0	0	0	0	0	0	0	0
# Navy	0	0	0	0	0	0	0	0	0	0	0
# Marines	0	0	0	0	0	0	0	0	0	0	0
# Air Force	54	0	332	0	0	332	0	0	0	35	774
# Coast Guard	0	0	0	0	0	0	0	0	0	0	0
# Unknown	0	0	0	0	0	0	0	0	0	0	0
F6. Status of Service Member Victims	55	1	339	0	3	341	1	1	14	37	787
# Active Duty	54	0	309	0	3	311	0	0	14	31	713
# Reserve (Activated)	0	0	11	0	0	10	0	0	0	0	33
# National Guard (Activated - Title 10)	0	0	0	0	0	0	0	0	0	0	0
# Cadet/Midshipman	0	0	21	0	0	21	0	0	0	0	24
# Academy Prep School Student	0	0	0	0	0	0	0	0	0	0	0
# Unknown	0	0	0	0	0	0	0	0	0	0	0

G. DEMOGRAPHICS ON SUBJECTS IN INVESTIGATIONS COMPLETED IN FY21 (Investigation Completed within the reporting period. These investigations may have been opened in current or prior Fiscal Years)	Subject Data From Investigations completed during FY21										FY21 Totals
	Penetrating Offenses				Contact Offenses						
	Rape (Art. 120)	Aggravated Sexual Assault (Oct07-Jun12)	Sexual Assault (After Jun12) (Art. 120)	Forcible Sodomy (Art. 125)	Aggravated Sexual Contact (Art. 120)	Abusive Sexual Contact (Art.120)	Wrongful Sexual Contact (Oct07-Jun12) (Art. 120)	Indecent Assault (Art. 134) (Pre-FY08)	Attempts to Commit Offenses (Art. 80)	Offense Code Data Not Available	
G1. Gender of Subjects	68	1	367	0	1	348	1	0	14	34	834
# Male	45	0	310	0	1	300	0	0	17	17	668
# Female	19	0	29	0	0	38	0	0	0	0	68
# Unknown	4	0	28	0	0	11	0	0	0	0	68
# Relevant Data Not Available	0	0	8	0	0	2	0	0	0	0	28
G2. Age of Subjects	68	1	368	0	1	350	1	0	14	34	837
# 0-9	0	0	0	0	0	0	0	0	0	0	0
# 10-19	0	0	41	0	0	37	0	0	0	0	88
# 20-24	10	0	173	0	1	118	0	0	0	0	322
# 25-34	10	0	100	0	0	111	0	0	0	0	233
# 35-49	0	0	7	0	0	45	0	0	0	0	58
# 50-64	0	0	0	0	0	0	0	0	0	0	0
# 65 and older	10	0	24	0	0	14	0	0	0	0	58
# Unknown	0	0	5	0	0	3	0	0	0	0	14
# Relevant Data Not Available	0	0	18	0	0	0	0	0	0	0	58
G3. Subject Type	68	1	368	0	1	348	1	0	14	34	835
# Service Member	33	1	294	0	1	287	0	0	11	14	658
# Full Instructors/Drill Sergeants	0	0	0	0	0	0	0	0	0	0	0
# Recruiters	0	0	0	0	0	0	0	0	0	0	0
# DOD Civilian	0	0	0	0	0	0	0	0	0	0	0
# DOD Contractor	0	0	0	0	0	0	0	0	0	0	0
# Other US Government Civilian	0	0	0	0	0	0	0	0	0	0	0
# US Civilian	0	0	18	0	0	14	0	0	0	0	38
# Foreign National	0	0	0	0	0	0	0	0	0	0	0
# Foreign Military	0	0	0	0	0	0	0	0	0	0	0
# Unknown	10	0	31	0	0	13	0	0	0	0	78
# Relevant Data Not Available	0	0	12	0	0	11	0	0	0	0	43
G4. Grade of Service Member Subjects	35	1	294	0	1	297	0	0	11	14	653
# E1-E4	22	0	203	0	1	177	0	0	8	9	419
# E5-E9	0	0	70	0	0	57	0	0	0	0	187
# WO1-WO5	0	0	0	0	0	0	0	0	0	0	0
# O1-O3	0	0	0	0	0	0	0	0	0	0	0
# O4-O10	0	0	0	0	0	0	0	0	0	0	0
# Cadet/Midshipman	0	0	12	0	0	0	0	0	0	0	12
# Academy Prep School Student	0	0	0	0	0	0	0	0	0	0	0
# Unknown	0	0	0	0	0	0	0	0	0	0	0
# Relevant Data Not Available	0	0	0	0	0	0	0	0	0	0	0
G5. Service of Service Member Subjects	35	1	294	0	1	297	0	0	11	14	653
# Army	0	0	12	0	0	11	0	0	0	0	28
# Navy	0	0	0	0	0	0	0	0	0	0	0
# Marines	0	0	0	0	0	0	0	0	0	0	0
# Air Force	31	0	281	0	1	272	0	0	10	13	619
# Coast Guard	0	0	0	0	0	0	0	0	0	0	0
# Unknown	0	0	0	0	0	0	0	0	0	0	0
# Relevant Data Not Available	0	0	0	0	0	0	0	0	0	0	0
G6. Status of Service Member Subjects	35	1	294	0	1	297	0	0	11	14	653
# Active Duty	34	1	272	0	1	272	0	0	11	14	609
# Reserve (Activated)	0	0	0	0	0	0	0	0	0	0	0
# National Guard (Activated - Title 10)	0	0	0	0	0	0	0	0	0	0	0
# Cadet/Midshipman	0	0	12	0	0	0	0	0	0	0	12
# Academy Prep School Student	0	0	0	0	0	0	0	0	0	0	0
# Unknown	0	0	0	0	0	0	0	0	0	0	0
# Relevant Data Not Available	0	0	0	0	0	0	0	0	0	0	0

Unrestricted Reports (continued)

H. FINAL DISPOSITIONS FOR SUBJECTS IN COMPLETED FY21 INVESTIGATIONS	FY21 Totals	H1. ASSOCIATED VICTIM DATA FOR COMPLETED FY21 INVESTIGATIONS	FY21 Totals
# Subjects in Unrestricted Reports that could not be investigated by DoD or Civilian Law Enforcement	3		
Note: These Subjects are from Unrestricted Reports referred to MCIOS or other law enforcement for investigation during FY21, but the agency could not open an investigation based on the reasons below.			
# Subjects - Not subject to the UCMJ	1		
# Subjects - Crime was beyond statute of limitations	0		
# Subjects - Matter alleged occurred prior to Victim's Military Service	1		
# Subjects - Other	1		
# Subjects in investigations completed in FY21	859	# Victims in investigations completed in FY21	914
Note: These are Subjects from Tab 1b, Calls B79, B59, B77.			
# Service Member Subjects in investigations opened and completed in FY21	461	# Service Member Victims in investigations opened and completed in FY21	557
# Total Subjects Outside DoD Prosecutive Authority	41		
# Unknown Offenders	22	# Service Member Victims in substantiated Unknown Offender Reports	0
# US Civilians or Foreign National Subjects not subject to the UCMJ	17	# Service Member Victims in remaining Unknown Offender Reports	17
# Service Members Prosecuted by a Civilian or Foreign Authority	1	# Service Member Victims in substantiated Civilian/Foreign National Subject Reports	3
# Subjects who died or deserted	1	# Service Member Victims in remaining Civilian/Foreign National Subject Reports	15
		# Service Member Victims in substantiated reports against a Service Member who is being Prosecuted by a Civilian or Foreign Authority	0
# Total Command Action Precluded or Declined for Sexual Assault	36	# Service Member Victims in substantiated reports with a deceased or deserted Subject	0
# Service Member Subjects where Victim declined to participate in the military justice action	18	# Service Member Victims in remaining reports with a deceased or deserted Subject	1
# Service Member Subjects whose investigations had insufficient evidence to prosecute	17	# Service Member Victims who declined to participate in the military justice action	16
# Service Member Subjects whose cases involved expired statute of limitations	0	# Service Member Victims in investigations having insufficient evidence to prosecute	17
# Service Member Subjects with allegations that were unfounded by Command	0	# Service Member Victims whose cases involved expired statute of limitations	0
# Service Member Subjects with Victims who died before completion of military justice action	0	# Service Member Victims whose allegations were unfounded by Command	0
		# Service Member Victims who died before completion of the military justice action	0
# Subjects disposition data not yet available	716	# Service Member Victims involved in reports with Subject disposition data not yet available	779
# Subjects for whom Command Action was completed as of 30-SEP-2021	61		
# FY21 Service Member Subjects where evidence supported Command Action	61	# FY21 Service Member Victims in cases where evidence supported Command Action	61
# Service Member Subjects: Courts-Martial charge preferred	11	# Service Member Victims involved with Courts-Martial preferals against Subject	15
# Service Member Subjects: Nonjudicial punishments (Article 15 UCMJ)	12	# Service Member Victims involved with Nonjudicial punishments (Article 15) against Subject	10
# Service Member Subjects: Administrative discharges	2	# Service Member Victims involved with Administrative discharges against Subject	2
# Service Member Subjects: Other adverse administrative actions	3	# Service Member Victims involved with Other administrative actions against Subject	1
# Service Member Subjects: Courts-Martial charge preferred for non-sexual assault offense	2	# Service Member Victims involved with Courts-Martial preferals for non-sexual assault offenses	4
# Service Member Subjects: Non-judicial punishment for non-sexual assault offense	8	# Service Member Victims involved with Nonjudicial punishment for non-sexual assault offenses	8
# Service Member Subjects: Administrative discharges for non-sexual assault offense	1	# Service Member Victims involved with administrative discharges for non-SA offense	0
# Service Member Subjects: Other adverse administrative actions for non-sexual assault offense	22	# Service Member Victims involved with Other administrative actions for non-SA offense	21
* Restricted Reports that convert to Unrestricted Reports are counted with the total number of Unrestricted Reports.			

Unrestricted Reports (continued)

I. COURTS-MARTIAL ADJUDICATIONS AND OUTCOMES (Sexual Assault Charge). This section reports the outcomes of Courts-Martial for sexual assault crimes completed during FY21	FY21 Totals
# Total Subjects with Courts-Martial Charge Preferred for a Sexual Assault Charge Pending Court Completion	130
# Subjects whose Courts-Martial action was NOT completed by the end of FY21	23
# Subjects whose Courts-Martial was completed by the end of FY21	107
# Subjects whose Courts-Martial was dismissed	29
# Subjects in Charges dismissed subsequent to recommendation by Art. 32 hearing officer	111
# Subjects in Charges dismissed subsequent to recommendation by Art. 32 hearing officer followed by Art. 15 punishment	0
# Subjects in Charges dismissed subsequent to recommendation by Art. 32 hearing officer followed by Art. 15 acquittal	0
# Subjects in Charges dismissed for any other reason prior to Courts-Martial	15
# Subjects in Charges dismissed for any other reason prior to Courts-Martial followed by Art. 15 punishment	3
# Subjects in Charges dismissed for any other reason prior to Courts-Martial followed by Art. 15 acquittal	0
# Subjects who resigned or were discharged in lieu of Courts-Martial	28
# Officer Subjects who were allowed to resign in lieu of Courts-Martial	1
# Enlisted Subjects who were discharged in lieu of Courts-Martial	27
# Subjects with Courts-Martial charges proceeding to trial on a sexual assault charge	50
# Subjects Acquitted of Charges	24
# Subjects Convicted of Any Charge at Trial	26
# Subjects with unknown punishment	0
# Subjects with no punishment	0
# Subjects with pending punishment	0
# Subjects with Punishment	26
# Subjects receiving confinement	20
# Subjects receiving reductions in rank	18
# Subjects receiving fines or forfeitures	9
# Subjects receiving a punitive discharge (Dishonorable, Bad Conduct, or Dismissal)	20
# Subjects receiving restriction or some limitation on freedom	1
# Subjects receiving extra duty	0
# Subjects receiving hard labor	1
# Subjects to be processed for administrative discharge or separation subsequent to sexual assault conviction	0
# Subjects receiving UOTHC administrative discharge	0
# Subjects receiving General administrative discharge	0
# Subjects receiving Honorable administrative discharge	0
# Subjects receiving Uncharacterized administrative discharge	0
# Convicted Subjects with a conviction under a UCMJ Article that requires Sex Offender Registration	13
J. NONJUDICIAL PUNISHMENTS IMPOSED (Sexual Assault Charge). This section reports the outcomes of nonjudicial punishments for sexual assault crimes completed during FY21	FY21 Totals
# Total Subjects with Nonjudicial Punishment (Article 15) for a Sexual Assault Charge in FY21	47
# Subjects whose nonjudicial punishment action was not completed by the end of FY21	3
# Subjects whose nonjudicial punishment action was completed by the end of FY21	42
# Subjects whose nonjudicial punishment was dismissed	4
# Subjects administered nonjudicial punishment	38
# Subjects with unknown punishment	0
# Subjects with no punishment	0
# Subjects with pending punishment	0
# Subjects with Punishment	38
# Subjects receiving correctional custody	0
# Subjects receiving reductions in rank	35
# Subjects receiving fines or forfeitures	17
# Subjects receiving restriction or some limitation on freedom	5
# Subjects receiving extra duty	8
# Subjects receiving hard labor	0
# Subjects receiving a reprimand	36
# Subjects processed for an administrative discharge or separation subsequent to nonjudicial punishment on a sexual assault charge	15
# Subjects who received NJP followed by UOTHC administrative discharge	7
# Subjects who received NJP followed by General administrative discharge	8
# Subjects who received NJP followed by Honorable administrative discharge	0
# Subjects who received NJP followed by Uncharacterized administrative discharge	0
K. OTHER ACTIONS TAKEN. This section reports other disciplinary action taken for Subjects who were investigated for sexual assault. It combines outcomes for Subjects in these categories listed in Sections D and E above.	FY21 Totals
# Subjects whose administrative discharge or other separation action was not completed by the end of FY21	9
# Subjects receiving an administrative discharge or other separation for a sexual assault offense	5
# Subjects receiving UOTHC administrative discharge	3
# Subjects receiving General administrative discharge	1
# Subjects receiving Honorable administrative discharge	1
# Subjects receiving Uncharacterized administrative discharge	0
# Subjects whose other adverse administrative action was not completed by the end of FY21	9
# Subjects receiving other adverse administrative action for a sexual assault offense	28

Unrestricted Reports (continued)

L. COURTS-MARTIAL ADJUDICATIONS AND OUTCOMES (Non-sexual assault offense). This section reports the outcomes of Courts-Martials for Subjects who were investigated for sexual assault, but upon review of the evidence there was only probable cause for a non-sexual assault offense. It combines outcomes for Subjects in this category listed in Sections D and E above.		FY21 Totals
# Total Subjects with Courts-Martial Charge Preferred for a non-sexual assault offense in FY21		8
# Subjects whose Courts-Martial action was NOT completed by the end of FY21		2
# Subjects whose Courts-Martial was completed by the end of FY21		8
# Subjects whose Courts-Martial was dismissed		0
# Subjects in Charges dismissed subsequent to recommendation by Art. 32 hearing officer		0
# Subjects in Charges dismissed subsequent to recommendation by Art. 32 hearing officer followed by Art. 15 punishment		0
# Subjects in Charges dismissed subsequent to recommendation by Art. 32 hearing officer followed by Art. 15 acquittal		0
# Subjects in Charges dismissed for any other reason prior to Courts-Martial		0
# Subjects in Charges dismissed for any other reason prior to Courts-Martial followed by Art. 15 punishment		0
# Subjects in Charges dismissed for any other reason prior to Courts-Martial followed by Art. 15 acquittal		0
# Subjects who resigned or were discharged in lieu of Courts-Martial for a non-sexual assault offense		2
# Officer Subjects who were officers that where allowed to resign in lieu of Courts-Martial		0
# Enlisted Subjects who were discharged in lieu of Courts-Martial		2
# Subjects with Courts-Martial charges proceeding to trial on a non-sexual assault offense		4
# Subjects Acquitted of Charges		0
# Subjects Convicted of Any Non-Sexual Assault Charge at Trial		4
# Subjects with unknown punishment		0
# Subjects with no punishment		0
# Subjects with pending punishment		0
# Subjects with Punishment		4
# Subjects receiving confinement		4
# Subjects receiving reductions in rank		4
# Subjects receiving fines or forfeitures		0
# Subjects receiving a punitive discharge (Dishonorable, Bad Conduct, or Dismissal)		2
# Subjects receiving restriction or some limitation on freedom		1
# Subjects receiving extra duty		0
# Subjects receiving hard labor		0
# Subjects processed for an administrative discharge or separation subsequent to conviction at trial		0
# Subjects receiving UOTHC administrative discharge		0
# Subjects receiving General administrative discharge		0
# Subjects receiving Honorable administrative discharge		0
# Subjects receiving Uncharacterized administrative discharge		0
M. NONJUDICIAL PUNISHMENTS IMPOSED (Non-Sexual Assault Charge). This section reports the outcomes of nonjudicial punishments for Subjects who were investigated for sexual assault, but upon review of the evidence there was only probable cause for a non-sexual assault offense. It combines outcomes for Subjects in this category listed in Sections D and E above.		FY21 Totals
# Total Subjects with Nonjudicial Punishment (Article 15) for a non-sexual assault offense in FY21		59
# Subjects whose nonjudicial punishment action was not completed by the end of FY21		2
# Subjects whose nonjudicial punishment action was completed by the end of FY21		57
# Subjects whose nonjudicial punishment was dismissed		3
# Subjects administered nonjudicial punishment for a non-sexual assault offense		52
# Subjects with unknown punishment		0
# Subjects with no punishment		0
# Subjects with pending punishment		0
# Subjects with Punishment		52
# Subjects receiving correctional custody		0
# Subjects receiving reductions in rank		44
# Subjects receiving fines or forfeitures		25
# Subjects receiving restriction or some limitation on freedom		2
# Subjects receiving extra duty		11
# Subjects receiving hard labor		0
# Subjects receiving a reprimand		52
# Subjects receiving an administrative discharge subsequent to nonjudicial punishment on a non-sexual assault charge		4
# Subjects who received NJP followed by UOTHC administrative discharge		2
# Subjects who received NJP followed by General administrative discharge		2
# Subjects who received NJP followed by Honorable administrative discharge		0
# Subjects who received NJP followed by Uncharacterized administrative discharge		0
N. OTHER ACTIONS TAKEN (Non-sexual assault offense). This section reports other disciplinary action taken for Subjects who were investigated for sexual assault, but upon review of the evidence there was only probable cause for a non-sexual assault offense. It combines outcomes for Subjects in these categories listed in Sections D and E above.		FY21 Totals
# Subjects whose administrative discharge or other separation action was not completed by the end of FY21		0
# Subjects receiving an administrative discharge or other separation for a non-sexual assault offense		1
# Subjects receiving UOTHC administrative discharge		0
# Subjects receiving General administrative discharge		1
# Subjects receiving Honorable administrative discharge		0
# Subjects receiving Uncharacterized administrative discharge		0
# Subjects whose other adverse administrative action was not completed by the end of FY21		8
# Subjects receiving other adverse administrative action for a non-sexual assault offense		92

Restricted Reports

AIR FORCE FY21 RESTRICTED REPORTS OF SEXUAL ASSAULT	
A. FY21 RESTRICTED REPORTS OF SEXUAL ASSAULT	FY21 Totals
# TOTAL Victims initially making Restricted Reports	730
# Service Member Victims making Restricted Reports	712
# Non-Service Member Victims making Restricted Report involving a Service Member Subject	18
# Relevant Data Not Available	0
# Total Victims who reported and converted from Restricted Report to Unrestricted Report in the FY21*	125
# Service Member Victims who converted from Restricted Report to Unrestricted Report in FY21	119
# Non-Service Member Victims who converted from Restricted Report to Unrestricted Report in FY21	6
# Relevant Data Not Available	0
# Total Victim reports remaining Restricted	605
# Service Member Victim reports remaining Restricted	593
# Non-Service Member Victim reports remaining Restricted	12
# Relevant Data Not Available	0
# Remaining Restricted Reports involving Service Members in the following categories	605
# Service Member on Service Member	394
# Non-Service Member on Service Member	112
# Service Member on Non-Service Member (entitled to a RR by DoD Policy)	12
# Unidentified Subject on Service Member	87
# Relevant Data Not Available	0
B. INCIDENT DETAILS	FY21 Totals
# Reported sexual assaults occurring	605
# On military installation	259
# Off military installation	285
# Unidentified location	39
# Relevant Data Not Available	22
Length of time between sexual assault and Restricted Report	605
# Reports made within 3 days of sexual assault	97
# Reports made within 4 to 10 days after sexual assault	49
# Reports made within 11 to 30 days after sexual assault	33
# Reports made within 31 to 365 days after sexual assault	116
# Reports made longer than 365 days after sexual assault	191
# Relevant Data Not Available	119
Time of sexual assault incident	605
# Midnight to 6 am	176
# 6 am to 6 pm	74
# 6 pm to midnight	275
# Unknown	78
# Relevant Data Not Available	2
Day of sexual assault incident	605
# Sunday	77
# Monday	52
# Tuesday	47
# Wednesday	47
# Thursday	47
# Friday	99
# Saturday	119
# Relevant Data Not Available	117
C. RESTRICTED REPORTING - VICTIM SERVICE AFFILIATION	FY21 Totals
# Service Member Victims	593
# Army Victims	5
# Navy Victims	23
# Marines Victims	1
# Air Force Victims	562
# Coast Guard Victims	0
# Relevant Data Not Available	2

Restricted Reports (continued)

D. DEMOGRAPHICS FOR FY21 RESTRICTED REPORTS OF SEXUAL ASSAULT		FY21 Totals
Gender of Victims		605
# Male		116
# Female		489
# Relevant Data Not Available		0
Age of Victims at the Time of Incident		605
# 0-15		26
# 16-19		142
# 20-24		271
# 25-34		140
# 35-49		24
# 50-64		2
# 65 and older		0
# Relevant Data Not Available		0
Grade of Service Member Victims		593
# E1-E4		345
# E5-E9		146
# WO1-WO5		0
# O1-O3		47
# O4-O10		28
# Cadet/Midshipman		26
# Academy Prep School Student		1
# Relevant Data Not Available		0
Status of Service Member Victims		593
# Active Duty		519
# Reserve (Activated)		44
# National Guard (Activated - Title 10)		3
# Cadet/Midshipman/Prep School Student		26
# Academy Prep School Student		1
# Relevant Data Not Available		0
Victim Type		605
# Service Member		593
-- DoD Civilian		
-- DoD Contractor		
-- Other US Government Civilian		
# Non-Service Member		12
-- Foreign National		
-- Foreign Military		
# Relevant Data Not Available		0
E. RESTRICTED REPORTING FOR A SEXUAL ASSAULT THAT OCCURRED PRIOR TO JOINING SERVICE		FY21 Totals
# Service Member Victims making a Restricted Report for Incidents Occurring Prior to Military Service		62
# Service Member Making A Restricted Report for an Incident that Occurred Prior to Age 18		33
# Service Member Making a Restricted Report for an Incident that Occurred After Age 18		28
# Service Member Choosing Not to Specify		1
# Relevant Data Not Available		0
F. RESTRICTED REPORTS CONVERSION DATA (DSAID USE ONLY)		FY21 Totals
Mean # of Days Taken to Change to Unrestricted		41.6
Standard Deviation of the Mean For Days Taken to Change to Unrestricted		60.86
Mode # of Days Taken to Change to Unrestricted		1
G. TOTAL VICTIMS WHO REPORTED IN PRIOR YEARS AND CONVERTED FROM RESTRICTED REPORT TO UNRESTRICTED REPORT IN THE FY21		FY21 Totals
Total Victims who reported in prior years and converted from Restricted Report to Unrestricted Report in the FY21		39
# Service Member Victims who converted from Restricted Report to Unrestricted Report in FY21		39
# Non-Service Member Victims who converted from Restricted Report to Unrestricted Report in FY21		0
# Relevant Data Not Available		0
* The Restricted Reports are reports that converted to Unrestricted Reports are counted in the total number of Unrestricted Reports listed in Worksheet 1a, Section A.		

AIR FORCE FY21 SUPPORT SERVICES FOR VICTIMS OF SEXUAL ASSAULT		
<i>NOTE: Totals of referrals and military protective orders are for all activities during the reporting period, regardless of when the sexual assault report was made.</i>		
A. SUPPORT SERVICE REFERRALS TO SERVICE MEMBERS VICTIMS FROM UNRESTRICTED REPORTS:	FY21 Totals	
# Support Service referrals for Victims in the following categories:		
# MILITARY Resources (Referred by DoD)		
# Medical	3724	
# Mental Health	382	
# Legal	668	
# Chaplain/Spiritual Support	718	
# Base Center	539	
# Victim Advocate/Informed Victim Advocate	741	
# DoD Safe Helpline	509	
# Other	175	
# CIVILIAN Resources (Referred by DoD)		
# Medical	48	
# Mental Health	68	
# Legal	11	
# Chaplain/Spiritual Support	11	
# Base Crisis Center	131	
# Victim Advocate	18	
# DoD Safe Helpline	48	
# Other	85	
# Cases where SAFEs were conducted	31	
# Cases where SAFE kits or other needed supplies were not available at time of Victim's exam	67	
# Military Victims making an Unrestricted Report for an incident that occurred prior to military service	67	
B. FY21 MILITARY PROTECTIVE ORDERS (MPO)* AND EXPEDITED TRANSFERS - UNRESTRICTED REPORTS	FY21 TOTALS	
# Military Protective Orders issued during FY21	93	
# Reported MPO Violations in FY21	9	
# Reported MPO Violations by Subjects	8	
# Reported MPO Violations by Victims of sexual assault	0	
# Reported MPO Violations by Both	0	
<i>In accordance with DoD Policy, Military Protective Orders are only issued in Unrestricted Reports. A Restricted Report cannot be made when there is a safety risk for the Victim.</i>		
# Unit/Duty expedited transfer requests by Service Member Victims of sexual assault		FY21 TOTALS
# Unit/Duty expedited transfer requests by Service Member Victims Denied		Total Number Denied
# Installation expedited transfer requests by Service Member Victims of sexual assault		Reasons for Disapproval (Total)
# Installation expedited transfer requests by Service Member Victims Denied		Victim is a subject in separate criminal investigation
# Other		Alleged offender no longer in unit or on base
		Insufficient evidence
		Victim pending administrative discharge
C. SUPPORT SERVICE REFERRALS FOR MILITARY VICTIMS IN RESTRICTED REPORTS	FY21 TOTALS	
# Support Service referrals for Victims in the following categories:		
# MILITARY Resources (Referred by DoD)		
# Medical	2505	
# Mental Health	309	
# Legal	462	
# Chaplain/Spiritual Support	382	
# Base Center	388	
# Victim Advocate/Informed Victim Advocate	477	
# DoD Safe Helpline	361	
# Other	117	
# CIVILIAN Resources (Referred by DoD)		
# Medical	246	
# Mental Health	29	
# Legal	58	
# Chaplain/Spiritual Support	7	
# Base Crisis Center	106	
# Victim Advocate	9	
# DoD Safe Helpline	38	
# Other	41	
# Cases where SAFEs were conducted	6	
# Cases where SAFE kits or other needed supplies were not available at time of Victim's exam	6	

Support Services (continued)

D. UNRESTRICTED REPORTS FROM NON-SERVICE MEMBERS (e.g., DOD CIVILIANS, DEPENDENTS, CONTRACTORS, ETC) THAT DO NOT INVOLVE A SERVICE MEMBER	FY21 Totals
D1. # Non-Service Members in the following categories:	53
# Non-Service Member on Non-Service Member	18
# Unidentified Subject or Undisclosed Affiliation on Non-Service Member	7
# Relevant Data Not Available	28
D2. Gender of Non-Service Members	53
# Male	2
# Female	51
# Relevant Data Not Available	0
D3. Age of Non-Service Members at the Time of Incident	53
# 0-15	1
# 16-19	8
# 20-24	5
# 25-34	5
# 35-49	9
# 50-64	0
# 65 and older	0
# Relevant Data Not Available	25
D4. Non-Service Member Type	53
# DoD Civilian	21
# DoD Contractor	0
# Other US Government Civilian	0
# US Civilian	30
# Foreign National	0
# Foreign Military	0
# Relevant Data Not Available	2
D5. # Support service referrals for Non-Service Members in the following categories	
# MILITARY Resources (Referred by DoD)	114
# Medical	11
# Mental Health	12
# Legal	23
# Chaplain/Spiritual Support	21
# Rape Crisis Center	0
# Victim Advocate/Uniformed Victim Advocate	25
# DoD Safe Helpline	16
# Other	6
# CIVILIAN Resources (Referred by DoD)	71
# Medical	6
# Mental Health	18
# Legal	9
# Chaplain/Spiritual Support	5
# Rape Crisis Center	17
# Victim Advocate	8
# DoD Safe Helpline	0
# Other	8
# Cases where SAFE kits were conducted	8
# Cases where SAFE kits or other needed supplies were not available at time of Victim's exam	0
E. FY21 RESTRICTED REPORTS OF SEXUAL ASSAULT FROM NON-SERVICE MEMBERS	FY21 Totals
E1. # Non-Service Member Victims making Restricted Report	5
# Non-Service Member Victims who converted from Restricted Report to Unrestricted Report in FY21	0
# Non-Service Member Victim reports remaining Restricted	5
# Restricted Reports from Non-Service Member Victims in the following categories:	5
# Non-Service Member on Non-Service Member (entitled to a RR by DoD Policy)	5
# Unidentified Subject or Undisclosed Affiliation on Non-Service Member	0
# Relevant Data Not Available	0
E2. Gender of Non-Service Member Victims	5
# Male	0
# Female	5
# Relevant Data Not Available	0
E3. Age of Non-Service Member Victims at the Time of Incident	5
# 0-15	0
# 16-19	1
# 20-24	0
# 25-34	3
# 35-49	1
# 50-64	0
# 65 and older	0
# Relevant Data Not Available	0
E4. VICTIM Type	5
# DoD Civilian	0
# DoD Contractor	0
# Other US Government Civilian	0
# Non-Service Member	5
# Relevant Data Not Available	0
E5. # Support service referrals for Non-Service Member Victims in the following categories	
# MILITARY Resources	20
# Medical	4
# Mental Health	1
# Legal	3
# Chaplain/Spiritual Support	4
# Rape Crisis Center	0
# Victim Advocate/Uniformed Victim Advocate	3
# DoD Safe Helpline	4
# Other	1
# CIVILIAN Resources (Referred by DoD)	5
# Medical	0
# Mental Health	3
# Legal	0
# Chaplain/Spiritual Support	0
# Rape Crisis Center	2
# Victim Advocate	0
# DoD Safe Helpline	0
# Other	0
# Cases where SAFE kits were conducted	0
# Cases where SAFE kits or other needed supplies were not available at time of Victim's exam	0

Unrestricted Reports in Combat Areas of Interest

AIR FORCE COMBAT AREAS OF INTEREST FY21 UNRESTRICTED REPORTS OF SEXUAL ASSAULTS IN THE MILITARY Note: These Reports are a subset of the FY21 Reports of Sexual Assault.		
<p>A. FY21 REPORTS OF SEXUAL ASSAULT IN COMBAT AREAS OF INTEREST (rape, sexual assault, aggravated sexual contact, abusive sexual contact, forcible sodomy, and attempts to commit these offenses) BY or AGAINST Service Members. Note: The data on this page is raw, uninvestigated information about allegations received during FY21. These Reports may not be fully investigated by the end of the fiscal year. This data is drawn from Defense Sexual Assault Database (DSAID) based on Service affiliation of the Sexual Assault Response Coordinator (SARC) who currently manages the Victim case.</p>		FY21 Totals
# FY21 Unrestricted Reports (one Victim per report)		35
# Service Member Victims		34
# Non-Service Member Victims in allegations against Service Member Subject		1
# Relevant Data Not Available		0
# Unrestricted Reports in the following categories		35
# Service Member on Service Member		18
# Service Member on Non-Service Member		1
# Non-Service Member on Service Member		6
# Unidentified Subject on Service Member		1
# Relevant Data Not Available		7
# Unrestricted Reports of sexual assault occurring		35
# On military installation		31
# Off military installation		3
# Unidentified location		1
# Victim in Unrestricted Reports Referred for Investigation		35
# Victims in investigations initiated during FY21		33
# Victims with Investigations pending completion at end of 30-SEP-2021		4
# Victims with Completed Investigations at end of 30-SEP-2021		29
# Victims with Investigative Data Forthcoming		1
# Victims where investigation could not be opened by DoD or Civilian Law Enforcement		1
# Victims - Alleged perpetrator not subject to the UCMJ		1
# Victims - Crime was beyond statute of limitations		0
# Victims - Unrestricted Reports for Matters Occurring Prior to Military Service		0
# Victims - Other		0
# All Restricted Reports in Combat Areas of Interest received in FY21 (one Victim per report)		33
# Converted from Restricted Report to Unrestricted Report* (report made this year and converted this year)		3
# Restricted Reports Remaining Restricted at end of FY21		28
B. DETAILS OF UNRESTRICTED REPORTS IN COMBAT AREAS OF INTEREST FOR FY21		
	FY21 Totals	FY21 Totals for Service Member Victim Cases
Length of time between sexual assault and Unrestricted Report	35	34
# Reports made within 3 days of sexual assault	10	10
# Reports made within 4 to 10 days after sexual assault	6	5
# Reports made within 11 to 30 days after sexual assault	1	1
# Reports made within 31 to 365 days after sexual assault	11	11
# Reports made longer than 365 days after sexual assault	6	6
# Relevant Data Not Available	1	1
Time of sexual assault	35	34
# Midnight to 6 am	18	18
# 6 am to 6 pm	6	6
# 6 pm to midnight	9	8
# Unknown	2	2
# Relevant Data Not Available	0	0
Day of sexual assault	35	34
# Sunday	3	3
# Monday	6	6
# Tuesday	2	2
# Wednesday	4	3
# Thursday	3	3
# Friday	7	7
# Saturday	9	9
# Relevant Data Not Available	1	1

Unrestricted Reports in Combat Areas of Interest (continued)

C. REPORTED SEXUAL ASSAULTS IN COMBAT AREA OF INTEREST INVOLVING SERVICE MEMBERS BY OR AGAINST SERVICE MEMBERS (VICTIM AND SUBJECT GENDER)	Male on Female	Male on Male	Female on Male	Female on Female	Unknown on Male	Unknown on Female	Multiple Mixed Gender Assault	Relevant Data Not Available	FY21 Totals		
	# Service Member on Service Member	16	3	5	2	0	1	0	0	35	
# Service Member on Non-Service Member	0	0	1	0	0	0	0	0	1		
# Non-Service Member on Service Member	0	0	0	0	0	0	0	0	0		
# Undetermined Subject on Service Member	1	0	0	0	0	0	0	0	1		
# Relevant Data Not Available	1	0	0	0	0	0	0	0	1		
UNRESTRICTED REPORTS MADE IN FY21											
D. REPORTED SEXUAL ASSAULTS IN COMBAT AREA OF INTEREST INVOLVING SERVICE MEMBERS BY OR AGAINST SERVICE MEMBERS (MOST SERIOUS CRIME ALLEGED, AS CATEGORIZED BY THE MILITARY CRIMINAL INVESTIGATIVE ORGANIZATION)	Aggravated Offenses						Contact Offenses				FY21 Totals
	Rape (Art. 120)	Aggravated Sexual Assault (Oct07-Jun12)	Sexual Assault (After Jun12) (Art. 120)	Forcible Sodomy (Art. 125)	Aggravated Sexual Contact (Art. 120)	Abusive Sexual Contact (Art.120)	Wrongful Sexual Contact (Oct07-Jun12) (Art. 120)	Indecent Assault (Art. 134) (Pre-FY08)	Attempts to Commit Offenses (Art. 80)	Offense Code Data Not Available	
D1. # Service Member on Service Member	4	0	8	0	1	19	0	0	1	2	35
# Service Member on Non-Service Member	0	0	1	0	0	0	0	0	0	0	1
# Non-Service Member on Service Member	0	0	1	0	0	0	0	0	0	0	1
# Undetermined Subject on Service Member	0	0	0	0	0	0	0	0	0	0	0
# Relevant Data Not Available	1	0	0	0	0	0	0	0	0	0	1
D2. # TOTAL Service Member Victims in FY21 Reports	4	0	7	0	1	19	0	0	1	2	34
# Service Member Victims: Female	2	0	2	0	1	15	0	0	1	2	23
# Service Member Victims: Male	2	0	5	0	0	4	0	0	0	0	11
# Relevant Data Not Available	1	0	0	0	0	0	0	0	0	0	1
TIMES OF INCIDENTS BY OFFENSE TYPE FOR UNRESTRICTED REPORTS OF SEXUAL ASSAULT IN COMBAT AREA OF INTEREST MADE IN FY21											
D3. Time of sexual assault	4	0	8	0	1	19	0	0	1	2	35
# Midnight to 6 am	0	0	0	0	0	11	0	0	0	0	11
# 6 am to 6 pm	0	0	0	0	0	2	0	0	0	0	2
# 6 pm to midnight	0	0	0	0	0	3	0	0	0	0	3
# Unknown	0	0	0	0	0	0	0	0	0	0	0
# Relevant Data Not Available	1	0	0	0	0	0	0	0	0	0	1
D4. Day of Sexual assault	4	0	8	0	1	19	0	0	1	2	35
# Sunday	0	0	0	0	0	3	0	0	0	0	3
# Monday	0	0	0	0	0	3	0	0	0	0	3
# Tuesday	0	0	0	0	0	3	0	0	0	0	3
# Wednesday	0	0	0	0	0	0	0	0	0	0	0
# Thursday	0	0	0	0	0	2	0	0	0	0	2
# Friday	0	0	0	0	0	2	0	0	0	0	2
# Saturday	0	0	0	0	0	2	0	0	0	0	2
# Relevant Data Not Available	1	0	0	0	0	0	0	0	0	0	1

Unrestricted Reports in Combat Areas of Interest (continued)

COMBAT AREAS OF INTEREST - LOCATION OF UNRESTRICTED REPORTS BY TYPE OF OFFENSE											
FY21 COMBAT AREAS OF INTEREST - LOCATIONS OF UNRESTRICTED REPORTS OF SEXUAL ASSAULT. Note: The data in this section is drawn from raw, uninvestigated information about Unrestricted Reports received during FY21. These Reports may not be fully investigated by the end of the fiscal year.	Rape (Art. 120)	Aggravated Sexual Assault (Oct07-Jun12)	Sexual Assault (After Jun12) (Art. 120)	Forcible Sodomy (Art. 125)	Aggravated Sexual Contact (Art. 120)	Abusive Sexual Contact (Art.120)	Wrongful Sexual Contact (Oct07-Jun12) (Art. 120)	Indecent Assault (Art. 134) (Pre-FY05)	Attempts to Commit Offenses (Art. 80)	Offense Code Data Not Available	FY21 Totals
TOTAL UNRESTRICTED REPORTS	4	0	8	0	1	19	0	0	1	2	35
Afghanistan	0	0	0	0	0	0	0	0	0	0	0
Bahrain	0	0	0	0	0	0	0	0	0	0	0
Baluchistan	0	0	0	0	0	0	0	0	0	0	0
Iraq	0	0	0	0	0	0	0	0	0	0	0
Jordan	0	0	0	0	0	0	0	0	0	0	0
Kosovo	0	0	0	0	0	0	0	0	0	0	0
Kuwait	0	0	0	0	0	0	0	0	0	0	0
Lebanon	0	0	0	0	0	0	0	0	0	0	0
Pakistan	0	0	0	0	0	0	0	0	0	0	0
Qatar	0	0	0	0	0	0	0	0	0	0	0
Saudi Arabia	0	0	0	0	0	0	0	0	0	0	0
Somalia	0	0	0	0	0	0	0	0	0	0	0
Syria	0	0	0	0	0	0	0	0	0	0	0
Turkey	0	0	0	0	0	0	0	0	0	0	0
USA	0	0	0	0	0	0	0	0	0	0	0
Yemen	0	0	0	0	0	0	0	0	0	0	0
TOTAL UNRESTRICTED REPORTS	4	0	8	0	1	19	0	0	1	2	35

Unrestricted Reports in Combat Areas of Interest (continued)

E. SUMMARY OF UNRESTRICTED REPORTS WITH INVESTIGATIONS IN COMBAT AREAS OF INTEREST	FY21 Totals
E1. Subjects in Unrestricted Reports Made to Your Service with Investigation Initiated During FY21 in Combat Areas of Interest Note: This data is drawn from DSAID based on Service affiliation of the SARC who currently manages the Victim case associated with the investigation and Subject below.	
# Investigations Initiated during FY21	31
# Investigations Completed as of FY21 End (group by MCIO #)	25
# Investigations Pending Completion as of FY21 End (group by MCIO #)	6
# Subjects in investigations Initiated During FY21	29
# Service Member Subjects Investigated by CID	1
# Your Service Member Subjects investigated by CID	0
# Other Service Member Subjects investigated by CID	1
# Service Member Subjects investigated by NCIS	0
# Your Service Member Subjects investigated by NCIS	0
# Other Service Member Subjects investigated by NCIS	0
# Service Member Subjects investigated by AFOSI	17
# Your Service Member Subjects investigated by AFOSI	17
# Other Service Member Subjects investigated by AFOSI	0
# Non-Service Member Subjects in Service Investigations	9
Note: Non-Service Member Subjects are drawn from all CID, NCIS and AFOSI investigations involving a Victim supported by your Service.	
# Unidentified Subjects in Service Investigations	2
Note: Unidentified Subjects are drawn from all CID, NCIS and AFOSI investigations involving a Victim supported by your Service.	
# Service Member Subjects investigated by Civilian or Foreign Law Enforcement	0
Note: Service Member Subjects are drawn from Civilian or Foreign Law Enforcement investigations involving a Victim supported by your Service.	
# Your Service Member Subjects investigated by Civilian or Foreign Law Enforcement	0
# Other Service Member Subjects investigated by Civilian or Foreign Law Enforcement	0
# Non-Service Member Subjects in Civilian or Foreign Law Enforcement Investigations involving a Victim supported by your Service	0
# Unidentified Subjects in Civilian or Foreign Law Enforcement Investigations involving a Victim supported by your Service	0
# Subject or Investigation Relevant Data Not Available	0
E2. Service Investigations Completed during FY21 in Combat Areas of Interest	
Note: The following data is drawn from DSAID and describes criminal investigations completed during the FY21. These investigations may have been initiated during the FY21 or any prior FY.	
# Total Investigations completed by Services during FY21 (Group by MCIO Case Number)	34
# Of these investigations with more than one Victim	4
# Of these investigations with more than one Subject	6
# Of these investigations with more than one Victim and more than one Subject	1
# Subjects in investigations completed during FY21 involving a Victim supported by your Service	37
# Service Member Subjects investigated by CID	2
# Your Service Member Subjects investigated by CID	0
# Other Service Member Subjects investigated by CID	2
# Service Member Subjects investigated by NCIS	0
# Your Service Member Subjects investigated by NCIS	0
# Other Service Member Subjects investigated by NCIS	0
# Service Member Subjects investigated by AFOSI	17
# Your Service Member Subjects investigated by AFOSI	17
# Other Service Member Subjects investigated by AFOSI	0
# Non-Service Member Subjects in completed Service Investigations involving a Victim supported by your Service	9
# Unidentified Subjects in completed Service Investigations involving a Victim supported by your Service	7
# Subject Relevant Data Not Available	2
# Victims in investigations completed during FY21, supported by your Service	41
# Service Member Victims in CID investigations	1
# Your Service Member Victims in CID investigations	1
# Other Service Member Victims in CID investigations	0
# Service Member Victims in NCIS investigations	0
# Your Service Member Victims in NCIS investigations	0
# Other Service Member Victims in NCIS investigations	0
# Service Member Victims in AFOSI investigations	39
# Your Service Member Victims in AFOSI investigations	39
# Other Service Member Victims in AFOSI investigations	0
# Non-Service Member Victims in completed Service Investigations, supported by your Service	1
# Victim Relevant Data Not Available	0

Unrestricted Reports in Combat Areas of Interest (continued)

E3. Subjects and Victims in Investigations Completed by US Civilian and Foreign Agencies during FY21 in Combat Areas of Interest	
Note: This data is entered by your Service SARC for cases supported by your Service.	
# Total Investigations completed by US Civilian and Foreign Law Enforcement during FY21 (Group by MCIO Case Number)	0
# Of these investigations with more than one Victim	0
# Of these investigations with more than one Subject	0
# Of these investigations with more than one Victim and more than one Subject	0
# Subjects in investigations completed during FY21 involving a Victim supported by your Service	0
# Service Member Subjects Investigated by Civilian and Foreign Law Enforcement	0
# Your Service Member Subjects investigated by Civilian and Foreign Law Enforcement	0
# Other Service Member Subjects investigated by Civilian and Foreign Law Enforcement	0
# Non-Service Member Subjects in Civilian and Foreign Law Enforcement Investigations involving a Victim supported by your Service	0
# Unidentified Subjects in Civilian and Foreign Law Enforcement Investigations involving a Victim supported by your Service	0
# Subject Relevant Data Not Available	0
# Victims in investigations completed during FY21, supported by your Service	0
# Service Member Victims in Civilian and Foreign Law Enforcement investigations	0
# Your Service Member Victims in Civilian and Foreign Law Enforcement investigations	0
# Other Service Member Victims in Civilian and Foreign Law Enforcement investigations	0
# Non-Service Member Victims in Civilian and Foreign Law Enforcement Investigations in a case supported by your Service	0
# Victim Relevant Data Not Available	0
E4. Subjects and Victims in Investigations Completed by Military Police/Security Forces/Master At Arms/Marine Corps CID (MPs) during FY21 (all organizations regardless of name are abbreviated below as "MPs") in Combat Areas of Interest	
Note: This data is entered by your Service SARC for cases supported by your Service.	
Note: As of 1 Jan 2013, all sexual assault investigations are referred to MCIO for investigation. This section captures remaining Subjects from investigations opened in prior years by Military Police/Security Forces/Master At Arms/Marine Corps CID.	
# Total Investigations completed by MPs during FY21 (Group by MCIO Case Number)	0
# Of these investigations with more than one Victim	0
# Of these investigations with more than one Subject	0
# Of these investigations with more than one Victim and more than one Subject	0
# Subjects in MP investigations completed during FY21 involving a Victim supported by your Service	0
# Service Member Subjects investigated by MPs	0
# Your Service Member Subjects investigated by MPs	0
# Other Service Member Subjects investigated by MPs	0
# Non-Service Member Subjects in MPs involving a Victim supported by your Service	0
# Unidentified Subjects in MPs involving a Victim supported by your Service	0
# Subject Relevant Data Not Available	0
# Victims in MP investigations completed during FY21, supported by your Service	0
# Service Member Victims in MP investigations	0
# Your Service Member Victims in MP investigations	0
# Other Service Member Victims in MP investigations	0
# Non-Service Member Victims in MP Investigations, supported by your Service	0
# Victim Relevant Data Not Available	0

Unrestricted Reports in Combat Areas of Interest (continued)

Victims in Investigation Completed in FY21 in Combat Areas of Interest	Victim Data From Investigations completed during FY21										FY21 Totals
	Penetrating Offenses				Contact Offenses						
	Rape (Art. 120)	Aggravated Sexual Assault (Oct07-Jun12)	Sexual Assault (After Jun12) (Art. 120)	Forcible Sodomy (Art. 125)	Aggravated Sexual Contact (Art. 120)	Abusive Sexual Contact (Art.120)	Wrongful Sexual Contact (Oct07-Jun12) (Art. 120)	Indecent Assault (Art. 134) (Pre-FY08)	Attempts to Commit Offenses (Art. 80)	Offense Code Data Not Available	
F1. Gender of Victims	5	0	10	0	1	23	0	0	1	0	41
# Male	5	0	10	0	1	23	0	0	1	0	41
# Female	0	0	0	0	0	0	0	0	0	0	0
# Unknown	0	0	0	0	0	0	0	0	0	0	0
F2. Age of Victims	5	0	10	0	1	23	0	0	1	0	41
# 0-15	0	0	0	0	0	0	0	0	0	0	0
# 16-19	0	0	0	0	0	0	0	0	0	0	0
# 20-24	0	0	0	0	0	0	0	0	0	0	0
# 25-34	0	0	0	0	0	0	0	0	0	0	0
# 35-49	0	0	0	0	0	0	0	0	0	0	0
# 50-64	0	0	0	0	0	0	0	0	0	0	0
# 65 and older	0	0	0	0	0	0	0	0	0	0	0
# Unknown	0	0	0	0	0	0	0	0	0	0	0
F3. Victim Type	5	0	10	0	1	23	0	0	1	0	41
# Service Member	0	0	0	0	0	23	0	0	0	0	46
# DoD Civilian	0	0	0	0	0	0	0	0	0	0	0
# DoD Contractor	0	0	0	0	0	0	0	0	0	0	0
# Other US Government Civilian	0	0	0	0	0	0	0	0	0	0	0
# US Civilian	0	0	0	0	0	0	0	0	0	0	0
# Foreign National	0	0	0	0	0	0	0	0	0	0	0
# Foreign Military	0	0	0	0	0	0	0	0	0	0	0
# Unknown	0	0	0	0	0	0	0	0	0	0	0
F4. Grade of Service Member Victims	5	0	9	0	1	23	0	0	1	0	40
# E1-E4	0	0	0	0	0	17	0	0	0	0	22
# E5-E9	0	0	0	0	0	0	0	0	0	0	0
# WO1-WO5	0	0	0	0	0	0	0	0	0	0	0
# O1-O3	0	0	0	0	0	0	0	0	0	0	0
# O4-O10	0	0	0	0	0	0	0	0	0	0	0
# Overt Midshipman	0	0	0	0	0	0	0	0	0	0	0
# Academy Prep School Student	0	0	0	0	0	0	0	0	0	0	0
# Unknown	0	0	0	0	0	0	0	0	0	0	0
F5. Service of Service Member Victims	5	0	9	0	1	23	0	0	1	0	40
# Army	0	0	0	0	0	0	0	0	0	0	0
# Navy	0	0	0	0	0	0	0	0	0	0	0
# Marines	0	0	0	0	0	0	0	0	0	0	0
# Air Force	0	0	0	0	0	0	0	0	0	0	0
# Coast Guard	0	0	0	0	0	0	0	0	0	0	0
# Unknown	0	0	0	0	0	0	0	0	0	0	0
F6. Status of Service Member Victims	5	0	9	0	1	23	0	0	1	0	40
# Active Duty	0	0	0	0	0	18	0	0	0	0	33
# Reserve (Activated)	0	0	0	0	0	0	0	0	0	0	0
# National Guard (Activated - Title 10)	0	0	0	0	0	0	0	0	0	0	0
# Overt Midshipman	0	0	0	0	0	0	0	0	0	0	0
# Academy Prep School Student	0	0	0	0	0	0	0	0	0	0	0
# Unknown	0	0	0	0	0	0	0	0	0	0	0

Unrestricted Reports in Combat Areas of Interest (continued)

G. DEMOGRAPHICS ON SUBJECTS IN INVESTIGATIONS COMPLETED IN FY21 COMBAT AREAS OF INTEREST (Investigation Completed within the reporting period. These investigations may have been opened in current or prior Fiscal Years)	Subject Data From Investigations completed during FY21												
	Penetrating Offenses				Contact Offenses							Offense Code Data Not Available	FY21 Totals
	Rape (Art. 120)	Aggravated Sexual Assault (Oct07-Jun12)	Sexual Assault (After Jun12) (Art. 120)	Forcible Sodomy (Art. 125)	Aggravated Sexual Contact (Art. 120)	Abusive Sexual Contact (Art.120)	Wrongful Sexual Contact (Oct07-Jun12) (Art. 120)	Indecent Assault (Art. 134) (Pre-FY08)	Attempts to Commit Offenses (Art. 60)				
G1. Gender of Subjects	7	0	10	0	0	19	0	0	0	0	37		
# Male	7	0	10	0	0	19	0	0	0	0	37		
# Female	0	0	0	0	0	0	0	0	0	0	0		
# Unknown	0	0	0	0	0	0	0	0	0	0	0		
# Relevant Data Not Available	0	0	0	0	0	0	0	0	0	0	0		
G2. Age of Subjects	7	0	10	0	0	19	0	0	0	0	37		
# 0-15	0	0	0	0	0	0	0	0	0	0	0		
# 16-19	0	0	0	0	0	0	0	0	0	0	0		
# 20-24	0	0	0	0	0	0	0	0	0	0	0		
# 25-34	0	0	0	0	0	0	0	0	0	0	0		
# 35-49	0	0	0	0	0	0	0	0	0	0	0		
# 50-54	0	0	0	0	0	0	0	0	0	0	0		
# 55 and older	0	0	0	0	0	0	0	0	0	0	0		
# Unknown	0	0	0	0	0	0	0	0	0	0	0		
# Relevant Data Not Available	0	0	0	0	0	0	0	0	0	0	0		
G3. Subject Type	7	0	10	0	0	19	0	0	0	0	37		
# Service Member	7	0	10	0	0	19	0	0	0	0	37		
# Drill Instructors/Drill Sergeants	0	0	0	0	0	0	0	0	0	0	0		
# Recruiters	0	0	0	0	0	0	0	0	0	0	0		
# DOD Civilian	0	0	0	0	0	0	0	0	0	0	0		
# DOD Contractor	0	0	0	0	0	0	0	0	0	0	0		
# Other US Government Civilian	0	0	0	0	0	0	0	0	0	0	0		
# US Civilian	0	0	0	0	0	0	0	0	0	0	0		
# Foreign National	0	0	0	0	0	0	0	0	0	0	0		
# Foreign Military	0	0	0	0	0	0	0	0	0	0	0		
# Unknown	0	0	0	0	0	0	0	0	0	0	0		
# Relevant Data Not Available	0	0	0	0	0	0	0	0	0	0	0		
G4. Grade of Service Member Subjects	0	0	6	0	0	12	0	0	0	0	18		
# E1-E4	0	0	2	0	0	4	0	0	0	0	6		
# E5-E9	0	0	2	0	0	4	0	0	0	0	6		
# WO1-WO5	0	0	0	0	0	0	0	0	0	0	0		
# O1-O3	0	0	0	0	0	0	0	0	0	0	0		
# O4-O10	0	0	0	0	0	0	0	0	0	0	0		
# Cadet/Midshipman	0	0	0	0	0	0	0	0	0	0	0		
# Academy Prep School Student	0	0	0	0	0	0	0	0	0	0	0		
# Unknown	0	0	0	0	0	0	0	0	0	0	0		
# Relevant Data Not Available	0	0	0	0	0	0	0	0	0	0	0		
G5. Service of Service Member Subjects	0	0	6	0	0	12	0	0	0	0	18		
# Army	0	0	2	0	0	4	0	0	0	0	6		
# Navy	0	0	0	0	0	0	0	0	0	0	0		
# Marines	0	0	0	0	0	0	0	0	0	0	0		
# Air Force	0	0	0	0	0	0	0	0	0	0	0		
# Coast Guard	0	0	0	0	0	0	0	0	0	0	0		
# Unknown	0	0	0	0	0	0	0	0	0	0	0		
# Relevant Data Not Available	0	0	0	0	0	0	0	0	0	0	0		
G6. Status of Service Member Subjects	0	0	6	0	0	12	0	0	0	0	18		
# Active Duty	0	0	6	0	0	12	0	0	0	0	18		
# Reserve (Activated)	0	0	0	0	0	0	0	0	0	0	0		
# National Guard (Activated - Title 10)	0	0	0	0	0	0	0	0	0	0	0		
# Cadet/Midshipman	0	0	0	0	0	0	0	0	0	0	0		
# Academy Prep School Student	0	0	0	0	0	0	0	0	0	0	0		
# Unknown	0	0	0	0	0	0	0	0	0	0	0		
# Relevant Data Not Available	0	0	0	0	0	0	0	0	0	0	0		

Unrestricted Reports in Combat Areas of Interest (continued)

H. FINAL DISPOSITIONS FOR SUBJECTS IN COMPLETED FY21 INVESTIGATIONS IN COMBAT AREAS OF INTEREST	FY21 Totals	H1. ASSOCIATED VICTIM DATA FOR COMPLETED FY21 INVESTIGATIONS IN COMBAT AREAS OF INTEREST	FY21 Totals
# Subjects in Unrestricted Reports that could not be investigated by DoD or Civilian Law Enforcement Note: These Subjects are from Unrestricted Reports referred to MCI/Os or other law enforcement for investigation during FY21, but the agency could not open an investigation based on the reasons below.	1		
# Subjects - Not subject to the UCMJ	0		
# Subjects - Crime was beyond statute of limitations	0		
# Subjects - Matter alleged occurred prior to Victim's Military Service	0		
# Subjects - Other	0		
# Subjects in investigations completed in FY21 Note: These are Subjects from Tab1b, Cells B29, B59, B77.	41	# Victims in investigations completed in FY21	41
# Service Member Subjects in investigations opened and completed in FY21	14	# Service Member Victims in investigations opened and completed in FY21	26
# Total Subjects Outside DoD Prosecutive Authority	10		
# Unknown Offenders	4	# Service Member Victims in substantiated Unknown Offender Reports	0
# US Civilians or Foreign National Subjects not subject to the UCMJ	6	# Service Member Victims in remaining Unknown Offender Reports	1
# Service Members Prosecuted by a Civilian or Foreign Authority	0	# Service Member Victims in substantiated Civilian/Foreign National Subject Reports	2
# Subjects who died or deserted	0	# Service Member Victims in remaining Civilian/Foreign National Subject Reports	6
		# Service Member Victims in substantiated reports against a Service Member who is being Prosecuted by a Civilian or Foreign Authority	0
# Total Command Action Precluded or Declined for Sexual Assault	1	# Service Member Victims in substantiated reports with a deceased or deserted Subject	0
# Service Member Subjects where Victim declined to participate in the military justice action	0	# Service Member Victims in remaining reports with a deceased or deserted Subject	0
# Service Member Subjects whose investigations had insufficient evidence to prosecute	1		
# Service Member Subjects whose cases involved expired statute of limitations	0	# Service Member Victims who declined to participate in the military justice action	0
# Service Member Subjects with allegations that were unfounded by Command	0	# Service Member Victims in investigations having insufficient evidence to prosecute	1
# Service Member Subjects with Victims who died before completion of military justice action	0	# Service Member Victims whose cases involved expired statute of limitations	0
		# Service Member Victims whose allegations were unfounded by Command	0
# Subjects disposition data not yet available	26	# Service Member Victims who died before completion of the military justice action	0
# Subjects for whom Command Action was completed as of 30-SEP-2021	3	# Service Member Victims involved in reports with Subject disposition data not yet available	26
# FY21 Service Member Subjects where evidence supported Command Action	3		
# Service Member Subjects: Courts-Martial charges preferred	0	# FY21 Service Member Victims in cases where evidence supported Command Action	4
# Service Member Subjects: Nonjudicial punishments (Article 15 UCMJ)	2	# Service Member Victims involved with Courts-Martial preferals against Subject	0
# Service Member Subjects: Administrative discharges	0	# Service Member Victims involved with Nonjudicial punishments (Article 15) against Subject	3
# Service Member Subjects: Other adverse administrative actions	0	# Service Member Victims involved with Administrative discharges against Subject	0
# Service Member Subjects: Courts-Martial charge preferred for non-sexual assault offense	0	# Service Member Victims involved with Other administrative actions against Subject	0
# Service Member Subjects: Non-judicial punishment for non-sexual assault offense	0	# Service Member Victims involved with Courts-Martial preferals for non-sexual assault offenses	0
# Service Member Subjects: Administrative discharges for non-sexual assault offense	0	# Service Member Victims involved with Nonjudicial punishment for non-sexual assault offenses	0
# Service Member Subjects: Other adverse administrative actions for non-sexual assault offense	1	# Service Member Victims involved with administrative discharges for non-SA offense	0
		# Service Member Victims involved with Other administrative actions for non-SA offense	1

Restricted Reports in Combat Areas of Interest

AIR FORCE COMBAT AREAS OF INTEREST (CAI) FY21 RESTRICTED REPORTS OF SEXUAL ASSAULT	
A. FY21 RESTRICTED REPORTS OF SEXUAL ASSAULT IN COMBAT AREAS OF INTEREST	FY21 Totals
# TOTAL Victims initially making Restricted Reports	33
# Service Member Victims making Restricted Reports	33
# Non-Service Member Victims making Restricted Report involving a Service Member Subject	0
# Relevant Data Not Available	0
# Total Victims who reported and converted from Restricted Report to Unrestricted Report in the FY21*	5
# Service Member Victims who converted from Restricted Report to Unrestricted Report in FY21	5
# Non-Service Member Victims who converted from Restricted Report to Unrestricted Report in FY21	0
# Relevant Data Not Available	0
# Total Victim reports remaining Restricted	28
# Service Member Victim reports remaining Restricted	28
# Non-Service Member Victim reports remaining Restricted	0
# Relevant Data Not Available	0
# Remaining Restricted Reports involving Service Members in the following categories	28
# Service Member on Service Member	22
# Non-Service Member on Service Member	2
# Service Member on Non-Service Member (entitled to a RR by DoD Policy)	0
# Unidentified Subject on Service Member	4
# Relevant Data Not Available	0
B. INCIDENT DETAILS IN COMBAT AREAS OF INTEREST	FY21 Totals
# Reported sexual assaults occurring	28
# On military installation	26
# Off military installation	2
# Unidentified location	0
# Relevant Data Not Available	0
Length of time between sexual assault and Restricted Report	28
# Reports made within 3 days of sexual assault	4
# Reports made within 4 to 10 days after sexual assault	3
# Reports made within 11 to 30 days after sexual assault	0
# Reports made within 31 to 365 days after sexual assault	7
# Reports made longer than 365 days after sexual assault	7
# Relevant Data Not Available	7
Time of sexual assault incident	28
# Midnight to 6 am	11
# 6 am to 6 pm	3
# 6 pm to midnight	12
# Unknown	2
# Relevant Data Not Available	0
Day of sexual assault incident	28
# Sunday	2
# Monday	1
# Tuesday	3
# Wednesday	4
# Thursday	2
# Friday	5
# Saturday	4
# Relevant Data Not Available	7
C. RESTRICTED REPORTING - VICTIM SERVICE AFFILIATION IN COMBAT AREAS OF INTEREST	FY21 Totals
# Service Member Victims	28
# Army Victims	1
# Navy Victims	0
# Marines Victims	0
# Air Force Victims	27
# Coast Guard Victims	0
# Relevant Data Not Available	0

Restricted Reports in Combat Areas of Interest (continued)

D. DEMOGRAPHICS FOR FY21 RESTRICTED REPORTS OF SEXUAL ASSAULT IN COMBAT AREAS OF INTEREST		FY21 Totals
Gender of Victims		28
# Male		7
# Female		21
# Relevant Data Not Available		0
Age of Victims at the Time of Incident		28
# 0-15		0
# 16-19		0
# 20-24		9
# 25-34		18
# 35-49		1
# 50-64		0
# 65 and older		0
# Relevant Data Not Available		0
Grade of Service Member Victims		28
# E1-E4		9
# E5-E9		18
# WO1-WO5		0
# O1-O3		5
# O4-O10		1
# Cadet/Midshipman		0
# Academy Prep School Student		0
# Relevant Data Not Available		0
Status of Service Member Victims		28
# Active Duty		27
# Reserve (Activated)		1
# National Guard (Activated - Title 10)		0
# Cadet/Midshipman/Prep School Student		0
# Academy Prep School Student		0
# Relevant Data Not Available		0
Victim Type		28
# Service Member		28
# DoD Civilian		0
# DoD Contractor		0
# Other US Government Civilian		0
# Non-Service Member		0
# Foreign National		0
# Foreign Military		0
# Relevant Data Not Available		0
E. RESTRICTED REPORTING FOR A SEXUAL ASSAULT THAT OCCURRED PRIOR TO JOINING SERVICE IN COMBAT AREAS OF INTEREST		FY21 Totals
# Service Member Victims making a Restricted Report for Incidents Occurring Prior to Military Service		0
# Service Member Making A Restricted Report for an Incident that Occurred Prior to Age 18		0
# Service Member Making a Restricted Report for an Incident that Occurred After Age 18		0
# Service Member Choosing Not to Specify		0
# Relevant Data Not Available		0
F. RESTRICTED REPORTS CONVERSION DATA (DSAID USE ONLY) IN COMBAT AREAS OF INTEREST		FY21 Totals
Mean # of Days Taken to Change to Unrestricted		9.5
Standard Deviation of the Mean For Days Taken to Change to Unrestricted		13.35
Mode # of Days Taken to Change to Unrestricted		1
G. TOTAL VICTIMS WHO REPORTED IN PRIOR YEARS AND CONVERTED FROM RESTRICTED REPORT TO UNRESTRICTED REPORT IN THE FY21 IN COMBAT AREAS OF INTEREST		FY21 Totals
Total Victims who reported in prior years and converted from Restricted Report to Unrestricted Report in the FY21		1
# Service Member Victims who converted from Restricted Report to Unrestricted Report in FY21		1
# Non-Service Member Victims who converted from Restricted Report to Unrestricted Report in FY21		0
# Relevant Data Not Available		0
TOTAL # FY21 COMBAT AREAS OF INTEREST - RESTRICTED REPORTS OF SEXUAL ASSAULT		FY21 Totals
TOTAL RESTRICTED ASSAULTS IN COMBAT AREAS OF INTEREST		28
Afghanistan		6
Bahrain		0
Djibouti		0
Iraq		0
Jordan		1
Kosovo		0
Kuwait		1
Lebanon		0
Pakistan		0
Qatar		8
Saudi Arabia		0
Somalia		0
Syria		0
Turkey		8
Uae		4
Yemen		0
* The Restricted Reports are reports that converted to Unrestricted Reports are counted in the total number of Unrestricted Reports listed in Worksheet 1a, Section A.		

Support Services in Combat Areas of Interest

AIR FORCE CAI FY21 SUPPORT SERVICES FOR VICTIMS OF SEXUAL ASSAULT	
<i>NOTE: Totals of referrals and military protective orders are for all activities during the reporting period, regardless of when the sexual assault report was made.</i>	
A. SUPPORT SERVICE REFERRALS TO SERVICE MEMBERS VICTIMS FROM UNRESTRICTED REPORTS:	FY21 Totals
# Support service referrals for Victims in the following categories	
# MILITARY Resources (Referred by DoD)	122
# Medical	17
# Mental Health	24
# Legal	24
# Chaplain/Spiritual Support	20
# Rape Crisis Center	
# Victim Advocate/Uniformed Victim Advocate	22
# DoD Safe Helpline	18
# Other	2
# CIVILIAN Resources (Referred by DoD)	3
# Medical	1
# Mental Health	1
# Legal	0
# Chaplain/Spiritual Support	0
# Rape Crisis Center	0
# Victim Advocate	1
# DoD Safe Helpline	
# Other	0
# Cases where SAFEs were conducted	2
# Cases where SAFE kits or other needed supplies were not available at time of Victim's exam	0
# Military Victims making an Unrestricted Report for an incident that occurred prior to military service	0
B. FY21 MILITARY PROTECTIVE ORDERS (MPO)* AND EXPEDITED TRANSFERS - UNRESTRICTED REPORTS IN COMBAT AREAS OF INTEREST	FY21 TOTALS
# Military Protective Orders issued during FY21	3
# Reported MPO Violations in FY21	0
# Reported MPO Violations by Subjects	0
# Reported MPO Violations by Victims of sexual assault	0
# Reported MPO Violations by Both	0
<i>*In accordance with DoD Policy, Military Protective Orders are only issued in Unrestricted Reports. A Restricted Report cannot be made when there is a safety risk for the Victim.</i>	
# Unit/Duty expedited transfer requests by Service Member Victims of sexual assault	0
# Unit/Duty expedited transfer requests by Service Member Victims Denied	0
# Installation expedited transfer requests by Service Member Victims of sexual assault	12
# Installation expedited transfer requests by Service Member Victims Denied	0
C. SUPPORT SERVICE REFERRALS FOR MILITARY VICTIMS IN RESTRICTED REPORTS IN COMBAT AREAS OF INTEREST	FY21 TOTALS
# Support service referrals for Victims in the following categories	
# MILITARY Resources (Referred by DoD)	135
# Medical	17
# Mental Health	25
# Legal	25
# Chaplain/Spiritual Support	21
# Rape Crisis Center	
# Victim Advocate/Uniformed Victim Advocate	27
# DoD Safe Helpline	17
# Other	3
# CIVILIAN Resources (Referred by DoD)	10
# Medical	1
# Mental Health	2
# Legal	0
# Chaplain/Spiritual Support	0
# Rape Crisis Center	7
# Victim Advocate	0
# DoD Safe Helpline	
# Other	0
# Cases where SAFEs were conducted	1
# Cases where SAFE kits or other needed supplies were not available at time of Victim's exam	0

Support Services in Combat Areas of Interest (continued)

D. UNRESTRICTED REPORTS FROM NON-SERVICE MEMBERS (e.g., DOD CIVILIANS, DEPENDENTS, CONTRACTORS, ETC) THAT DO NOT INVOLVE A SERVICE MEMBER IN COMBAT AREAS OF INTEREST	FY21 Totals
D1. # Non-Service Members in the following categories:	0
# Non-Service Member on Non-Service Member	0
# Unidentified Subject or Undisclosed Affiliation on Non-Service Member	0
# Relevant Data Not Available	0
D2. Gender of Non-Service Members	0
# Male	0
# Female	0
# Relevant Data Not Available	0
D3. Age of Non-Service Members at the Time of Incident	0
# 0-15	0
# 16-19	0
# 20-24	0
# 25-34	0
# 35-49	0
# 50-64	0
# 65 and older	0
# Relevant Data Not Available	0
D4. Non-Service Member Type	0
# DoD Civilian	0
# DoD Contractor	0
# Other US Government Civilian	0
# US Civilian	0
# Foreign National	0
# Foreign Military	0
# Relevant Data Not Available	0
D5. # Support service referrals for Non-Service Members in the following categories	0
# MILITARY Resources (Referred by DoD)	0
# Medical	0
# Mental Health	0
# Legal	0
# Chaplain/Spiritual Support	0
# Rape Crisis Center	0
# Victim Advocate/Uniformed Victim Advocate	0
# DoD Safe Helpline	0
# Other	0
# CIVILIAN Resources (Referred by DoD)	0
# Medical	0
# Mental Health	0
# Legal	0
# Chaplain/Spiritual Support	0
# Rape Crisis Center	0
# Victim Advocate	0
# DoD Safe Helpline	0
# Other	0
# Cases where SAFE kits were conducted	0
# Cases where SAFE kits or other needed supplies were not available at time of Victim's exam	0
E. FY21 RESTRICTED REPORTS OF SEXUAL ASSAULT FROM NON-SERVICE MEMBERS IN COMBAT AREAS OF INTEREST	FY21 Totals
E1. # Non-Service Member Victims making Restricted Report	0
# Non-Service Member Victims who converted from Restricted Report to Unrestricted Report in FY21	0
# Non-Service Member Victim reports remaining Restricted	0
# Restricted Reports from Non-Service Member Victims in the following categories:	0
# Non-Service Member on Non-Service Member (entitled to a RR by DoD Policy)	0
# Unidentified Subject or Undisclosed Affiliation on Non-Service Member	0
# Relevant Data Not Available	0
E2. Gender of Non-Service Member Victims	0
# Male	0
# Female	0
# Relevant Data Not Available	0
E3. Age of Non-Service Member Victims at the Time of Incident	0
# 0-15	0
# 16-19	0
# 20-24	0
# 25-34	0
# 35-49	0
# 50-64	0
# 65 and older	0
# Relevant Data Not Available	0
E4. VICTIM Type	0
# DoD Civilian	0
# DoD Contractor	0
# Other US Government Civilian	0
# Non-Service Member	0
# Relevant Data Not Available	0
E5. # Support service referrals for Non-Service Member Victims in the following categories	0
# MILITARY Resources	0
# Medical	0
# Mental Health	0
# Legal	0
# Chaplain/Spiritual Support	0
# Rape Crisis Center	0
# Victim Advocate/Uniformed Victim Advocate	0
# DoD Safe Helpline	0
# Other	0
# CIVILIAN Resources (Referred by DoD)	0
# Medical	0
# Mental Health	0
# Legal	0
# Chaplain/Spiritual Support	0
# Rape Crisis Center	0
# Victim Advocate	0
# DoD Safe Helpline	0
# Other	0
# Cases where SAFE kits were conducted	0
# Cases where SAFE kits or other needed supplies were not available at time of Victim's exam	0

No.	Program Responsible for Investigating Retaliation Allegations	Nature of Allegations Investigated for the Reporter of Retaliation	UCMJ Criminal Act for a Retaliatory Purpose in Connection with an Alleged Sex-Related Offense	Reporter Type	Reporter Affiliation	Reporter Pay Grade	Reporter Gender	Retaliator Type	Retaliator Affiliation	Retaliator Pay Grade	Retaliator Gender	CMG or Command Action Regarding Alleged Retaliation Case	Findings of the Retaliation Investigation	Were the Results Provided to the Reporter?	Court Case or Article 15 Outcome	Narrative/Case Synopsis Notes
1a	DoD IG	Ostracism, Reprisal Actions	N/A	Military	Air Force - NG	E-7	Female	Military	Air Force - NG	O-4	Male	Information referred to IG	Allegations unsubstantiated based on administrative investigations	Yes	N/A	SM reports that when she changed her report to UR that she began to feel ostracized, mistreated, and singled out. The SM reported being removed from being the Drug Test Program Manager, not allowed to perform Honor Guard details, removed from being a supervisor/attending supervisors meeting, no longer selected to brief announcements/read awards at roll call, not allowed orders for preventative maintenance.
1b	DoD IG	Ostracism, Reprisal Actions	N/A	Military	Air Force - NG	E-7	Female	Military	Air Force - NG	O-5	Male	Information referred to IG	Allegations unsubstantiated based on administrative investigations	Yes	N/A	Same as above
1c	DoD IG	Ostracism, Reprisal Actions	N/A	Military	Air Force - NG	E-7	Female	Military	Air Force - NG	O-6	Female	Information referred to IG	Allegations unsubstantiated based on administrative investigations	Yes	N/A	Same as above
1d	DoD IG	Ostracism, Reprisal Actions	N/A	Military	Air Force - NG	E-7	Female	Military	Air Force - NG	E-7	Male	Information referred to IG	Allegations unsubstantiated based on administrative investigations	Yes	N/A	Same as above
2	DoD IG	Reprisal Actions	N/A	Military	Air Force	E-3	Female	Military	Air Force	E-7	Male	Information referred to IG	Allegations unsubstantiated based on administrative investigations	Yes	N/A	Fight Chief threatened adverse actions if member talked with co-workers about what happened to her; When member brought up IG to the Flight Chief (another NCO talked to her about this being an option for her) he told her you don't want to do that because then a Chief would come down here and look at our section, when she brought up the fact that co-workers had told her there were rumors going around about her he said that he had heard the rumors but didn't do anything about it because he didn't want it to affect her or bring more drama to the section.